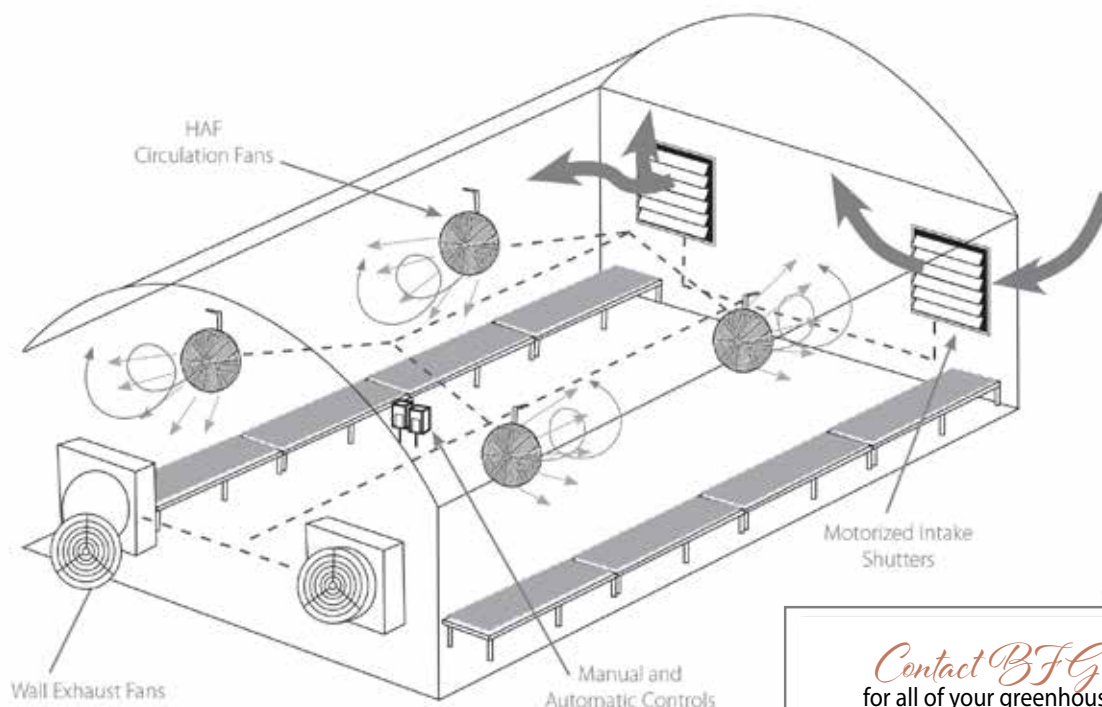




# Equipment & Supplies



# Main Types of Greenhouse Ventilation



*Contact BFG*  
for all of your greenhouse  
ventilation needs

## 1. Air Circulation

Improve plant performance. Proper circulation encourages healthy plant growth by increasing CO<sub>2</sub> availability (required for photosynthesis), reduces disease and mildew caused by excessive moisture, and eliminates over heating on hot days. Uniform air quality throughout.

### Types:

- Jet tubes & fans
- HAF fans

## 2. Mechanical - Ventilation

### Features:

- Inexpensive setup
- Uniform air flow
- High energy consumption

### Types:

- Louvers - Shutters
- Fans
- Cooling

## 3. Natural Ventilation

### Features:

- Low energy requirements
- Very high ventilation rates are possible
- Air temperature maintained very close to outside air
- Low temperature gradients across greenhouse
- No ventilation restrictions on length of greenhouse
- All other doors can be open without interrupting ventilation
- Unused sections of greenhouse can easily be cooled in the summer
- Quiet internal working (or shopping) environment

### Types:

- Roof Vents
- Side vents
- Inflation sidewalls
- Rollup sidewalls
- Mechanical sidewalls





## Greenhouse Ventilation

### Grower Select® Convection Tubes

The convection tube is a polyethylene tube that runs the length of the house and forces air through holes spaced along the tube. This system is best suited for houses that have a lot of obstructions. Convection tube systems can be designed for a number of different uses.

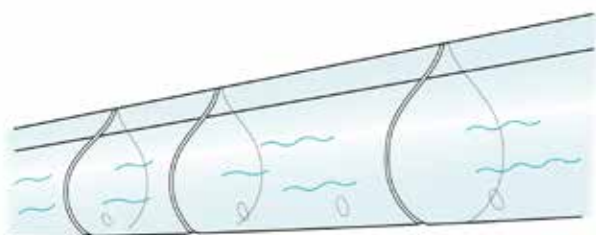
#### Cooling/Air Circulation

Fan and shutter kits allow outside air to be introduced into the greenhouse environment and distributed evenly throughout the house. They can also be used with the fan alone to provide air movement throughout the house instead of HAF fans.

#### Heating

Heat Kits allow use of gas fired, electric, steam or hot water unit heaters without outside air passing through the heat exchanger. These kits use a fan system to attach to the convection tube and allow heated air from a heat source to be forced down the length of the house through the tube.

Our convection tube is available in standard stock diameters of 18in, 24in and 30in x 100ft punched. Our 4 mil UV-inhibited clear polyethylene tubing is engineered for uniform distribution and proper mixing of air to produce the best aerodynamic effect in the greenhouse. All of our convection tube is made from a UV stabilized greenhouse film.



#### Standard Punch



**18in x 100ft with Standard Punch**

**GS22-9077** Min. Buy 1ea

**24in x 100ft with Standard Punch**

**GS22-9083** Min. Buy 1ea

**30in x 100ft with Standard Punch**

**GS22-9089** Min. Buy 1ea

#### Unpunched



**18in x 1500ft**

**WA22-9080** Min. Buy 1ea

**24in x 1500ft Unpunched**

**WA22-9084A** Min. Buy 1ea

**30in x 1500ft Unpunched**

**WA22-9090** Min. Buy 1ea

#### Custom Punch



**18in Custom Punch**

**GS22-9076** Min. Buy 1ea

**24in Custom Cut**

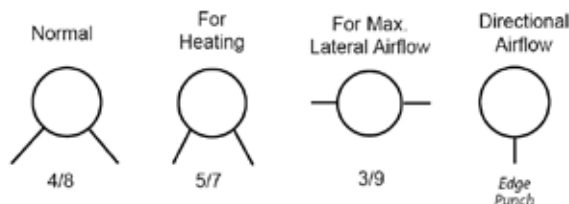
**GS22-9082** Min. Buy 1ea

**30in Custom Cut**

**GS22-9088** Min. Buy 1ea

#### Custom Punching Options

Please specify the length and punching pattern and we'll figure your hole size and hole spacing. Please allow 7-10 days for delivery on custom punched rolls.



# GrowerSelect®

## Display Carts



### Grower Select® Hi-Cube Display Cart

A heavy-duty solution for long-distance or rough transportation, this cart features all steel construction with a hot-dip galvanized finish, solid sheet metal shelves and a cable braking system for safety.



**Cart with 5 Adjustable Shelves**

**GS45-6507**

Min. Buy 1ea



### Grower Select® All-Purpose Transport Cart

The workhorse of the Grower Select cart line. The All-Purpose Transport Cart features all steel construction with a hot-dip galvanized finish, a welded wire base and three expanded metal mesh shelves. Connect multiple All-Purpose Transport Carts together using the heavy-duty drawbar and post system.



**3 Shelves, 5in Rigid Casters, 59in L x 22in W x 82.5in H, 77lbs.**

**GSGS2259**

Min. Buy 1ea



### Grower Select® Sliding Shelf Display Cart

Cart can serve double duty for product transportation and retail display. All steel construction with a hot-dip galvanized finish, an expanded metal mesh base and three solid sheet metal shelves. Features two rigid casters, two swivel wheels, tow bar, two curved ladder end panels and shelves that slide out from either side.



**3 Shelves, 59in L x 22in W x 80.5in H, 68lbs**

**GS48-6520**

Min. Buy 1ea

## Hi-Cube Replacement Parts

### Eye Bolts



**Eye Bolt for Hi-Cube Cart**

**GS456510**

Min. Buy 1ea

### Turn Buckle



**Turn Buckle for Hi-Cube Cart**

**GS456512**

Min. Buy 1ea

### Brake Assembly



**Brake Assemble for Hi-Cube Cart**

**GS486541**

Min. Buy 1ea

## All-Purpose Replacement Parts

### Expanded Metal Hook Shelf

Additional shelf made with hot dipped galvanized expanded metal for the Transport Cart. Added shelving makes cart even more valuable in the busy season!



**For the Grower Select® #2259 Transport Cart**

**GS48-6500A**

Min. Buy 1ea

### Replacement Post

A replacement post for Transport Cart. Hot dipped galvanized metal construction.



**Replacement Post Only**

**GS48-6500B**

Min. Buy 1ea

### Grower Select® Flat Free Tire

Flat free tire



**8in x 2.5in, 3.5in centered hub**

**GSAN80PNPF12**

Min. Buy 1ea

## Sliding Shelf Replacement Parts

### Shelf

Hot dipped galvanized sliding shelf. Shelf Only! Sold by the each. For use with Grower Select® Sliding Shelf Display Cart.



**21.5in x 54.5in**

**GS48-6520B**

Min. Buy 1ea

## Display Carts

### Grower Select® Retail Nesting Shopping Cart

Nesting shopping cart perfect for customer shopping in greenhouses and garden centers. Perfect for carrying bedding plants, perennials, hanging baskets and pots. Features all steel construction with a hot-dip galvanized finish. Carts can be nested to save space when not in use.



**37in L x 24in W x 43.5in H**

**GSGS4000**

Min. Buy 1ea



## Nesting Replacement Parts

### Corner Guard

Replacement Corner Guard.



**Corner Guard Only**

**GSGS4000CC**

Min. Buy 1ea

### Bottom Shelf

Shelf only. For use with the retail nesting cart.



**Bottom Shelf Only**

**GS486501B**

Min. Buy 1ea

### Swivel Wheel

Replacement swivel wheel designed to repair the Retail Nesting Shopping Cart Models: GSGS4000 & GS48-6501S



**GSGS4000SW**

Min. Buy 1ea

### Pneumatic Wheels with Rims

Pneumatic wheels - Tire Mounted on Rim



**Pneumatic Wheels Only - Set of 4**

**GS486555**

Min. Buy 1ea

### Grower Select® Black Rubber Swivel Caster

This 5in x 2in Black Rubber Swivel Caster (Thermoplastic Rubber) features a shock-absorbing cushioned ride, while providing good floor protection and quiet rolling operation. Featuring weight capacities of 75 to 1100 pounds per wheel, the 75 Shore A TPR wheel tread is chemically bonded to a polyolefin core and has an operating temperature range of -40°to +180° Fahrenheit. It is resistant to cleaning chemicals, acids, alcohol, and water, TPR wheels are an excellent choice for wash-down applications.



**5in x 2in Wheel - 6-1/2in Overall Height - Sold by The Each**

**GSS-81-455**

Min. Buy 1ea



### Grower Select® Black Rubber Rigid Caster

This 5in x 2in Black Rubber Rigid Caster (Thermoplastic Rubber) features a shock-absorbing cushioned ride, while providing good floor protection and quiet rolling operation. Featuring weight capacities of 75 to 1100 pounds per wheel, the 75 Shore A TPR wheel tread is chemically bonded to a polyolefin core and has an operating temperature range of -40°to +180° Fahrenheit. It is resistant to cleaning chemicals, acids, alcohol, and water, TPR wheels are an excellent choice for wash-down applications.



**5in x 2in Wheel - 6-1/2in Overall Height - Sold by The Each**

**GSS-82-455**

Min. Buy 1ea



### Pneumatic Swivel Caster Wheel

Swivel caster wheel



**8in, 4in x 4.5in plate**

**GSO0316**

Min. Buy 1ea

### Pneumatic Rigid Caster Wheel

Rigid caster wheel



**8in, 4in x 4.5in plate**

**GSO0315**

Min. Buy 1ea





# GrowerSelect®

## Pot Covers & Foil

### Grower Select® Sleeves

Pot sleeve that protects plant and creates a decorative look to enhance the appeal and add some personality to potted plants. Made of HDPE material that is see through but has a milky white haze to it. Each size features an easy to use drop and tear design on a wood header and 50 vents which allows moisture to escape to prevent disease.

### Grower Select® Clear Sleeves



**Fits 10in Pots, 13.25in Bottom W x 22in Top W x 24in H, 50 Vents / 500pk**

**GS09-770**

Min. Buy 1ea

### Grower Select® Satin Sleeves



**Fits 4in Pot, 4.5in Bottom W x 16in Top W x 18in H, 1,000/cs**

**GS09-0678**

Min. Buy 1ea



**Fits 6in Pots, 8in Bottom W x 24in Top W x 30in H, 1,000/cs**

**GS09-0674**

Min. Buy 1ea



**Fits 6in-6.5in Pot, 8in Bottom W x 20in Top W x 20in H, 1,000/cs**

**GS09-0675**

Min. Buy 1ea

**Fits 6in-6.5in Pots. 8in x 20in x 24in with 50 Vents 1000/cs**

**GS09-0677**

Min. Buy 1ea

**Fits 6in 6.5in Pot, 8in Bottom W x 24in Top W x 24in H, 1,000/cs**

**GS09-0676**

Min. Buy 1ea



**Fits 7in-8in Pots. 9in Bottom W x 30in Top W x 24in H, 1,000/cs**

**GS09-0673**

Min. Buy 1ea



**Fits 8in Pot, 10in Bottom W x 30in Top W x 30in H, 1000/cs**

**GS09-0671**

Min. Buy 1ea



**Fits 10in Pots, 13.25in Bottom W x 22in Top W x 24in H, 500/cs**

**GS09-0670**

Min. Buy 1ea

**Fits 10in Pot, 14in Bottom W x 24in Top W x 26in H, 1,000/cs**

**GS14X24X26**

Min. Buy 1ea



**Fits 10.5in Pot, 14.5in Bottom W x 30in Top W x 30in H, 500/cs**

**GS09-0669**

Min. Buy 1ea

**Fits 10.5in-11in Pot, 15in Bottom W x 30in Top W x 30in H, 500/cs**

**GS09-0672A**

Min. Buy 1ea



**1,000pk / for 12in Hanging Baskets / 15in x 24in x 24 w/50 Maxivent**

**GSXX**

Min. Buy 1ea



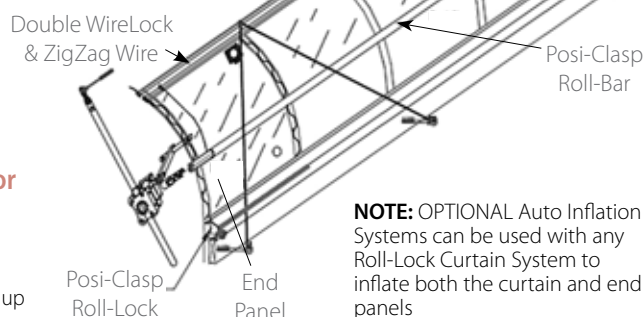


**ADVANCING  
ALTERNATIVES**

## Roll-Up/Lock Down Curtain Systems Always Ready to Open Always Ready to Close

Roll-Up sidewall curtain package for free-standing or gutter connect greenhouses includes:

- **Automated or Manual** vent drives for easy operating of your ventilation curtain.
- **Controllers for automated systems** allows your curtain to roll up or down based
- **Double WireLock** to attach your roof covering to the top clasp and the roll-up curtain to the lower clasp.
- **Roll-Bar options** allow you to clasp your choice of curtain material, single or multi-layer.
- **Continuous Roll-Lock** provides an air-tight seal across the entire bottom.
- **Wind Rope System** with hooks to hold the curtain to the structure, and materials for creating end panels which the curtain laps



**NOTE:** OPTIONAL Auto Inflation Systems can be used with any Roll-Lock Curtain System to inflate both the curtain and end panels

### Description

Package w/Roll-Bar & top poly clasp but no Roll-Lock  
Package w/Roll-Bar & Roll-Lock but no top poly clasp  
Package w/Roll-Bar, Roll-Lock and double top poly clasp  
**All curtains must be ordered in increments of 4ft.**

## Environmental Controller

Every perfect climate starts with control. Use our all-in-one touchscreen controllers to automate your low voltage motors, fans, and heaters! They come equipped with climate and timed controls with optional weather overrides.



## Low Voltage Motors

Our low voltage vent drive line is specially designed to meet the unique demands of your greenhouse or high tunnel. They provide the torque to drive ventilation, shade, and light deprivation systems.



**Please contact your BFG Sales Representative for more information.**

### Gears & Adapters

#### Soft Handle

Fits over and bolts to input loop



**ADV64CH**

Min. Buy 1EA

#### Gearbox 7:1 Ratio

Gray color with loop handle & (4) 8 x 14MM metric bolts



**Gear is 1.5in W x 2.25in deep x 3.125in H**

**ADV63G71**

Min. Buy 1EA

#### Grower Select® Spring Lock Roll-Up Shaft

Aluminum spring lock roll up shaft used for sidewall ventilation.



**12ft**

**GS38-0806**

Min. Buy 1EA

#### Guide Pipe

Hole at one end for mounting hardware (order guide pipe hardware separately)



**7ft Long**

**ADVGP7**

Min. Buy 1EA

#### 13:1 Gear

Manual operator with guide wheels, internal brake and input loop



**ADV63GC131**

Min. Buy 1EA

#### Grower Select® Roll-Up Shaft Splice

Designed as a low-cost ventilation system with no additional electrical requirements or costs to operate.



**1.5in x 12in**

**GS38-0807**

Min. Buy 1EA

#### Adapter 1/2in Shaft X 2.3in



**ADV65RBA1223**

Min. Buy 1EA





## Fertilizer Injectors



### Dosmatic™ SuperDos 20 Injector

The SuperDos mid-high flow, fluid (water)-driven proportional injectors offer an ideal alternative to traditional electric technology.

	Item #	GPM	Ratio	Pressure	Percentage Rate	Barcode
<b>SuperDos 20 2.5%</b>	DOSM113205	0.05 - 20GPM	1:500 - 1:40	5 - 100PSI	0.20 - 2.5%	
<b>SuperDos 30 2.5%</b>	DOSM113209	0.15 - 30GPM	1:500 - 1:40	5 - 100PSI	0.20 - 2.5%	
<b>SuperDos 45 2.5%</b>	DOSM113212	0.25 - 45GPM	1:500 - 1:40	5 - 100PSI	0.2 to 2.5%	



### Dosmatic™ MiniDos Injector

The MiniDos low-mid flow, fluid (water)-driven proportional injectors offer an ideal alternative to traditional, non-electric technology. These injectors are compact and offer the widest range of injection ratios.

	Item #	GPM	Ratio	Pressure	Percentage Rate	Barcode
<b>MiniDos 2.5%</b>	DOSM112602	0.03 - 12GPM	1:200 - 1:40	6 - 140PSI	0.50 - 2.5%	



### Dosmatic™ Chemilizer

An industry-leading chemical injector that utilizes years of proven diaphragm technology. Powered by the existing water supply, the internal motor drives the chemical pump, injecting very precise amounts of chemical.

	Item #	GPM	Ratio	Pressure	Percentage Rate	Barcode
<b>Chemilizer - Fixed</b>	DOSMCH9000	0.02-11 GPM	1:128 Fixed	3-85PSI	0.78%	



### Dosmatic™ Advantage 30 Injector

The Advantage 30 operates without electricity to precisely inject liquid concentrates into a water supply line using fluid flow as the power source. Features: chemicals are thoroughly mixed before output, ratio easily adjustable and composite body construction.

	Item #	GPM	Ratio	Pressure	Percentage Rate	Barcode
<b>Advantage 30 2.5%</b>	DOSMSPV0182	30GPM			2.5%	

### Twist II Clean® Filter

Just a gentle 1/4 twist of the handle begins the patented reverse flushing action, and the Twist II Clean backwashes itself from inside-out. Just a few seconds later, all debris is forcefully cleaned off the filter element and flushed from the bottom port



**1in**  
**LAK132067**

Min. Buy 1ea



### Dosmatic™ HydroFoamer Hose End

Hose end hydro foamer for Strip-It. The HydroFoamer's unique injection concept mixes the proper amount of concentrate with both air and water to produce a thick, rich foam for longer soak time.



**For Strip-It**  
**DOSM481**

Min. Buy 1ea





## Fertilizer Injectors

### Dosmatic™ Wear Parts Kit A

Kit includes dosage piston and O-ring for SuperDos and Advantage Injectors.



**For SuperDos and Advantage injector**

**DOSM011850V** Min. Buy 1ea

### Dosmatic™ Wear Parts Kit C

Kit includes dosage piston, inner Cylinder and O-ring for MiniDos Injectors.



**For MiniDos injector**

**DOSM011045V** Min. Buy 1ea

### Dosmatic™ Wear Parts Kit C

Kit includes dosage piston, inner Cylinder and O-ring for SuperDos and Advantage Injectors.



**For SuperDos and Advantage injector**

**DOSM011850CV** Min. Buy 1ea



## Greenhouse Ventilation

### Green-Tek® High Performance HAF Fan

Great performance, energy efficiency and an air pattern that is designed for heat de-stratification. The OSHA approved guard means the fan can be mounted at any height. Our totally enclosed air over motor can be used in the harshest greenhouse environments. GT HAF Fans are easy to install and will give years of trouble free service. The ideal spacing is every 50'. Comes with a 9ft cord.



**12in, with 9ft Cord**

**GRTKHVB12110C** Min. Buy 1ea



**20in, 1/10HP, with 9ft Cord**

**GRTKHAF20110C** Min. Buy 1ea



**24in, with 9ft Cord**

**GRTKHVB2412C** Min. Buy 1ea



# Pro-Grow SupplyCorp.

## Other Equipment

### Pro-Grow Supply Propagation Mat

Place flats directly on this heavy rubber mat and get even bottom heat for starting seeds and cuttings. Instructions for use in each carton with mat. Thermostat sold separately.



**22in x 60in / Cord 6ft / 200Watts @ 120Volts / 5**

**Flat Capacity / Shipping Weight 13lb**

**PGSPM-9A** Min. Buy 1ea



### Pro-Grow Supply Gro-Control Thermostat

Heavy duty construction thermostat for control of up to 2 propagation mats.



**Cord 6ft with series tap plug / 120V-720W-A8 Res, 1/6HP Ind**

**PGSGC-1** Min. Buy 1ea



**Cord 6ft with grounding plug / 120V-1500W-12.5A Res, 1/6HP Ind**

**PGSGC-4** Min. Buy 1ea



# DRAMM®

## Sprayers & Parts

### DRAMM® MSO & MS Gas Sprayers

The Dramm Heavy Duty MSO and MS-GAS sprayers might be small, but they pack a punch. With a low-flow gun and high pressure, each atomizes the spray into fine droplets for even coverage. The electric MSO operates at a maximum of 500 psi while the MS-GAS operates at a top pressure of 350 psi. Both are available as a pumpset with hose and gun alone or as part of a 20 gallon cart and tank package. Different hose lengths and gun options are available. Finally, both are available with the Bigfoot wheel package that adds pneumatic wheels and casters for more rough terrain.

### DRAMM® MSO Heavy Duty Gas Sprayer

Model MSO is a hydraulic sprayer with fully adjustable pressures, making it a highly flexible tool for the application of pesticides, fungicides, wetting agents, cleaning solutions and disinfectants. By simply twisting the spray gun knob you can adjust the pressure from a stream that throws up to 20 feet to an eight foot diameter mist. Pneumatic Turf tires are available on special order.



**Gas Two Cycle Engine, 350psi, 1/2hp, 1.8gpm, 66ft Discharge Hose, 20gal Tank**  
**DRMMS20GAS66BF** Min. Buy 1ea



### DRAMM® Chemdose™

Portable solution for precise dosing of chemical solutions directly to the pot or root zone. Cart mounted with a 20gal tank, an 18 inch width and a rechargeable batter. Includes three different wand lengths.



**20gal**  
**DRMCD120** Min. Buy 1ea



### DRAMM® Ferticart

With years of experience in building carts for greenhouse chemical application systems, Dramm offers our portable injector carts. Utilizing the popular MSO cart and tank, the Dramm Injector Cart can be used with a variety of injectors. Available in a single 20 gallon tank model or in a three, 7 gallon tank model, the FertiCart offers portability and flexibility in injection.

Made from rubber coated steel with a plastic mounting plate, the Dramm Injector Cart can stand up to all greenhouse chemicals, including disinfectants and acids with no trouble. The FertiCart includes all fittings and connections. Unions on either side of the injector allow for easy installation or removal for service. Combine the Injector Cart with any of Dramm's line of watering tools to complete the package.



**Three 7gal Tanks**  
**DRMFC3X7DT** Min. Buy 1ea

**Three 7gal Tanks with D14 Dosatron Injector**  
**DRMFC3X7DTD14MZ2VFBPII** Min. Buy 1ea



**20gal Tank with D14 Dosatron Injector**  
**DRMFC20DTD14MZ2VFBPII** Min. Buy 1ea



**50gal Agitation with 20gpm Dosatron Injector**  
**DRMFC50AD45RE15VFI** Min. Buy 1ea



**100gal with Agitation**  
**FST100AD40MZ2BPVFI** Min. Buy 1ea



### DRAMM® MSO Heavy Duty Hydraulic Sprayer

Model MSO is a hydraulic sprayer with fully adjustable pressures, making it a highly flexible tool for the application of pesticides, fungicides, wetting agents, cleaning solutions and disinfectants. By simply twisting the spray gun knob you can adjust the pressure from a stream that throws up to 20 feet to an eight foot diameter mist. Pneumatic Turf tires are available on special order.



**Electric Motor, 500psi, 1/4hp, 0.5gpm, 33ft**  
**DRMMSO** Min. Buy 1ea

**Electric Motor, 500psi, 1/4hp, 0.5gpm, 100ft Discharge Hose, 20gal Tank**  
**DRMMS20100** Min. Buy 1ea



### DRAMM® Extension Lance

To complete your heavy duty sprayer, add an optional extension lance. The undersides of leaves can be reached with lance, therefore applying spray solution where it is needed. Excellent for whitefly control.



**For MSO, CS-5AGS or MS-GAS**  
**DRML5** Min. Buy 1ea



### DRAMM® MSO Trigger Style Spray Gun

Adjustable Output with On/Off Trigger for MSO, CS-5AGS or MS-GAS. Corrosion resistant.



**0.5gpm**  
**DRMMSTG55** Min. Buy 1ea



### DRAMM® Chemdose™ 2

A portable, hose-end unit that connects to either an injector or hydraulic sprayer below 100 psi. This eliminates problems with hose length and power. Tank not included.



**DRMCD2** Min. Buy 1ea



## Sprayers & Parts

### Dramm® Hydra™ 200 G Sprayer

The Hydra200G - 200 gallon hydraulic sprayer extends the Hydra line to larger spray capacities. Utilizing our durable and powerful triplex pump, the Hydra has capacity to utilize two hoses at a time when powered by a gasoline engine. Each reel can fit up to 250ft of hose. The 200G can also be mounted with a single, larger reel for up to 300ft capacity. The Remote Wind reel can be attached for automatic winding of the hose during spray application. In addition to the 200 gallon tank, the 200G has the capacity to add a separate 20 gallon tank for smaller jobs. Switch spray solution source on the fly to change chemicals during the application. The 200G is built on a rugged, powder coated steel frame with pneumatic tires with easy-to-maneuver steering. Options for build include tank setup, manual or automatic rewind, gas or electric motor. Contact BFG for custom quote!



**Gas Engine, Two Reels, 150ft Hose, 20gal Tank**

**DRMHYDRA200G150T20** Min. Buy 1ea

**Gas Engine, Two Reels, 200ft Hose, 20gal Tank**

**DRMHYDRA200G200T20** Min. Buy 1ea

**Gas Engine, 250ft Hose**

**DRMHYDRA200G250** Min. Buy 1ea

**Gas Engine, Two Reels, 250ft Hose**

**DRMHYDRA200G2R250** Min. Buy 1ea

**Gas Engine, 250ft Hose, 20gal Tank**

**DRMHYDRA200G250T20** Min. Buy 1ea



### Dramm® Hydra™ Trigger Spray Gun

Adjustable output for Hydra™ Sprayers. Adjusts from a straight stream to a fine cone with an easy to use lever. Comes standard with the Hydra™ line of sprayer. Various nozzle tips available.



**1mm**

**DRMMS40TG** Min. Buy 1ea

**1.5mm**

**DRMMS40TG15** Min. Buy 1ea



### Dramm® Hydra™ Adjustable Stainless Steel Spray Gun

Adjustable output for Hydra™ Sprayers.



**Includes #4 Tip - Other Sizes Available**

**DRMMD9** Min. Buy 1ea



### Dramm® Drench Adaptor for Hydra™ Sprayer

The Dramm Drench Adaptor works with the Hydra line of sprayers to offer drenching capabilities with a familiar tool. Consisting of a 24 Aluminum Handi-Reach Handle, a 170AL Water Breaker Nozzle, a Dramm 300 Brass Shut-Off Valve and a male, stainless steel quick connect, the Drench Adaptor allows a quick switch to drenching from spraying.



**24in**

**DRMMS40DA** Min. Buy 1ea



### Dramm® Hydra™ 50 Sprayer

The Dramm Hydra Multi-spray Hydraulic Sprayer is a high volume hydraulic sprayer capable of performing a variety of tasks. The Hydra is perfect for the application of insecticides, fungicides, growth regulators, fertilizers, disinfectants and other chemicals. With a pump output of 4gpm, the Hydra offers enough volume to utilize a choice of guns and agitate the tank at the same time. The pump has a maximum operating pressure of 550psi with a fully adjustable regulator. This allows for a variety of droplet sizes and spray distances. The Hydra uses a close-coupled pump to eliminate belt or chain maintenance and is run by a sealed 1.5hp electric motor. The standard gun offers a choice of patterns with an output of 1.3gpm. Different nozzle tips are available for lower or higher flow rates. The Hydra comes standard with a 50 gallon tank on a maneuverable cart with rear casters for easy turning when full. The unit includes 150ft of hose on a variable drag reel. 250ft hose length available.



**Electric Motor, Single Reel, 150ft 1/4in Hose, 50gal Tank**

**DRMHYDRA50150** Min. Buy 1ea



### Dramm® Hydra™ SprayTrax® 50 Gallon/100 Gallon

Capitalizes on years of experience in chemical applicator design to make a powerful sprayer that is easy to use. Stainless inner sleeved, triplex piston pump coupled to a 5.5 HP Honda gasoline motor producing 7 gallons per minute. The SprayTrax offers enough volume to utilize a choice of guns or drenching equipment and agitate the tank simultaneously. The SprayTrax cart is designed for maximum maneuverability with tracking axles that both turn. The SprayTrax can turn 360 degrees within 7ft.



**Gas Engine, Single Reel, 150ft Hose, 50gal Tank**

**DRMHYDRAGST50150** Min. Buy 1ea



### Dramm® WC20 & WC50 Battery Powered Water Cart

The WC-20 and WC-50 Watercart are rechargeable, battery operated, portable watering systems for interior or exterior use. The battery operated pump has a flow rate of 5 gallons per minute for fast watering of containers with little spillage. The smaller unit's 20 gallon tank can be refilled 15 times, for a total of 300 gallons, before the battery needs to be recharged with the included charger. A trigger valve makes watering easy and prevents spills. A variety of nozzle choices offers flexibility in watering. Each WaterCart comes equipped with a 1/2in x 25ft hose for maximum flexibility.



### Dramm® Coldfogger™

The large tank holds enough spray solution to provide up to 70,000 sq ft of coverage in as little as 70 minutes. The powerful high pressure fog projects a plume of 30-60 micron diameter spray droplets 20 - 25ft from the hand held spray gun. The quality of spray is a tremendous improvement over conventional hydraulic sprayers that produce droplets that vary in size from 100 - 400 microns. Includes 150ft of High Pressure Hose.



**3,000psi**

**DRMCFAR20150** Min. Buy 1ea





# DRAMM

## Sprayers & Parts

### DRAMM® AutoFog™ Automatic Chemical Application

The Dramm Autofog automatically sprays areas up to 70,000 square feet (area varies by model) with no applicator present. The ultra-fine cloud of droplets penetrates deep into the plant canopy covering all surfaces, ensuring excellent control of greenhouse pests and diseases.

The Autofog saves time and money by eliminating the labor needed to spray while reducing the amount of chemical needed to control your pests. By creating billions of tiny spray droplets, the Autofog treats large areas with less chemical solution.

Just set the timer, mix the chemical and leave. The Autofog does the rest. The next morning, ventilate the greenhouse, clean up the Autofog. **Optional stainless steel nozzle available for use with oxidizers.**



Item #	Model	Coverage Area		Power	Type	Barcode
		Machine Alone	With HAF			
DRMMLVH10A	Mini AutoFog™	Up to 3,000sq ft	Up to 5,000sq ft	120V AC	Single Nozzle	
DRMMLVH10ASS	Mini AutoFog™	Up to 3,000sq ft	Up to 5,000sq ft	120V AC	Single Nozzle	
DRMSLVH20A	AutoFog™	Up to 12,000sq ft	Up to 26,000sq ft	120V AC	Air Assist	
DRMSLVH20ASS	AutoFog™	Up to 12,000sq ft	Up to 26,000sq ft	120V AC	Air Assist	
DRMLVH20A	Large AutoFog™	Up to 30,000sq ft	Up to 70,000sq ft	208/220V AC	Air Assist	

### Dramm® Stainless Steel Nozzle

Nozzle for AutoFog for use with corrosive chemicals to prevent damage to nozzle.



for SLVH and MLVH

**DRM129J753A2** Min. Buy 1ea

for LVH and DLVH

**DRM129J754B2** Min. Buy 1ea



### Dramm® K-10 Portable PulsFOG®

Rapidly applies chemicals as a fog. The ultra-fine cloud of droplets penetrates deep into the plant canopy covering all surfaces, ensuring excellent control of greenhouse pests and diseases. For greenhouses. Fogs 10L in 45 minutes. Propels fog up to 65ft.



**25hp / 10L**

**DRMK10**

Min. Buy 1ea



### Dramm® PulsFOG® Turbo Hybrid Coldfogger

The PulsFOG Turbo Hybrid is an electrically powered, pneumatic cold-fogger. Its high-performance turbine creates a powerful, warm flow of air that atomizes and propels the fog up to 75ft, depending on the nozzle and particle size. The output and droplet size of the Turbo Hybrid may be altered by changing the nozzle for a variety of applications and results. The Turbo Hybrid is perfect for the directed application of pesticides, fungicides and disinfectants, including corrosive chemicals. Because the unit is a cold fogger, the Turbo ULV is ideal for the application of bio-rational products. For best operation, the Turbo Hybrid requires the use of a carrier solution to help with particle atomization.



**5L Capacity**

**DRMTULV110**

Min. Buy 1ea



### Dramm® K-22 Standard PulsFOG®

Rapidly applies chemicals as a fog. The ultra-fine cloud of droplets penetrates deep into the plant canopy covering all surfaces, ensuring excellent control of greenhouse pests and diseases. For greenhouses. Fogs 10L in 30 minutes. Propels fog up to 120ft.



**50hp / 10L**

**DRMK22**

Min. Buy 1ea



### Dramm® PulsFOG® Cleaning Solution PFC

Cleaning solution for Dramm fogging equipment.



**1gal**

**DRMPFC1**

Min. Buy 1ea



### Dramm® Nutrifog™

NutriFOG for PulsFOG™ thermal foggers is a 10-3-3 foliar fertilizer and carrier solution to improve fogging performance. When used correctly, NutriFOG will improve the fog quality and coverage distance by reducing the surface tension of the water in the Puls-FOG spray tank. It can be used with all chemical formulations.



**20Lt**

**DRMNF20**

Min. Buy 1ea



### Dramm® Single Stage Thermostat

The Dramm Microfan mechanical thermostats are designed with rough environments in mind. These high quality thermostats are perfect for any situation where harsh conditions may damage less durable equipment. Protected in sealed PVC housings, these thermostats offer stainless steel coiled sensors and accuracy to 1° C. The SPDT (Single Pole Double Throw) switch contact (one set of contacts open on temperature rise as the other set closes) is a no load contact and offers superior accuracy.



**DRMT41**

Min. Buy 1ea

**DRMT42**

Min. Buy 1ea



## Sprayers & Parts

### Dramm® Back Pack Sprayer with Lithium Ion Battery

The Dramm BP-4 Back Pack Sprayer is a rechargeable, battery powered, high-pressure sprayer that fits comfortably on your back. Operating at a maximum of 150 psi, the BP-4 atomizes spray solutions for excellent coverage. The battery operated pump ensures even flow rates. The 4 gallon capacity is just the right size. Perfect for spot treatments or concentrated applications, but small enough to still be comfortable. Package includes a quick change battery and a quick charger. Operating time on one battery is 45 min.



**150psi**

**DRMBP4LI**

Min. Buy 1ea



### Dramm® 8L Foamer

Foam improves disinfection by increasing contact time. Air is pumped by hand into the chamber, pressurizing the spray solution. Some of that compressed air mixes with the spray solution in the nozzle to create an air-rich foam. The aerated foam slowly degrades over time, allowing for more contact time. The Foam 8L comes with three different mixing valves to allow for different air/solution ratios and different qualities of foam. Five liter tank will treat up to 500sq ft. Relief valve auto opens at 60PSI.



**8lt Comression Foamer**

**DRMFOAM8L**

Min. Buy 1ea



### Dramm® FM Line Foamers

The FM line of foamers uses compressed air (not included) to propel and create a rich, aerated foam for the application of disinfectants. When connected to a compressor, the FM units can throw a foam up to 15 feet, providing excellent coverage and a persistent foam. Unlike siphon-based foamers and hose-end equipment that create suds, a foam created with compressed air is much richer and will last on surfaces longer. Compressed air foams adhere to vertical surfaces well, allowing for better disinfection. Available with our standard, solid rubber wheel package or the Big Foot Upgrade.



**20gal with 50ft Hose**

**DRMFM2050**

Min. Buy 1ea



**50gal with 50ft Hose**

**DRMFM5050**

Min. Buy 1ea



**50gal with 50ft Hose Big Foot**

**DRMFM5050BF**

Min. Buy 1ea



**100gal SprayTrax with 50ft Hose**

**DRMFMST1001R50**

Min. Buy 1ea



## Greenhouse Ventilation

### Dramm® AME Horizontal Air Flow System

The Dramm AME Horizontal Air Flow (HAF) Fans offer efficiency, flexibility, and simplicity. Utilizing an aerodynamic design and a high-efficiency motor, the AME fan is equipped to maximize the air flow potential of any situation. When combined with speed controllers, the AME Fans offer unmatched flexibility in air flow as plants grow and mature. Because of their shrouded, aerodynamic design and high-efficiency motor, Air Movement Efficiency (AME) fans cover greater distances with better, more even air speeds. The AME Fan design provides leverage for air movement. The result is not only increased forward propulsion but a pull from behind the fan as well.



**350mm**

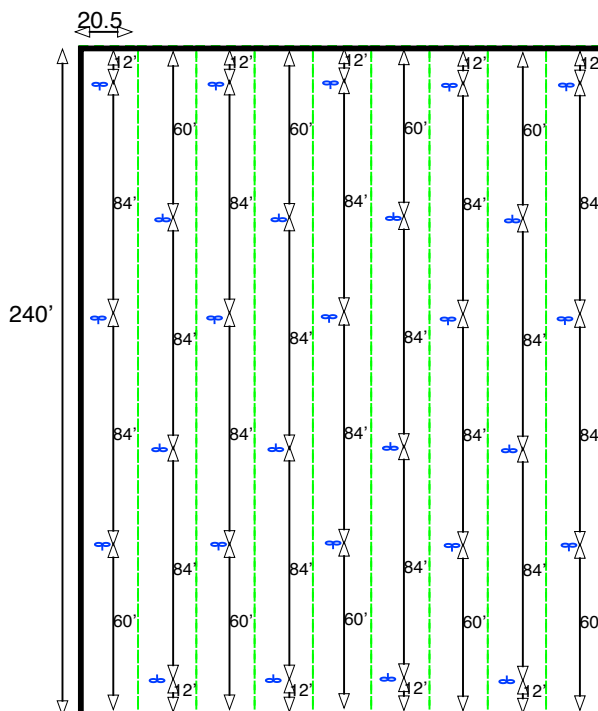
**DRM350**

Min. Buy 1ea

**400mm**

**DRM400**

Min. Buy 1ea





SYMBOL  
OF QUALITY

ACME ENGINEERING &  
MANUFACTURING CORP.

### Greenhouse Ventilation

#### ACME Ventilation Motorized Shutter Motor & Linkage

Shutter motor for single and double panel shutter. Includes motor, mounting bracket, cam assembly, retainer spring and hardware.



Model #316675C

ACME316675C

Min. Buy 1ea

#### ACME Ventilation Motorized Shutter Motor & Spring

Shutter motor and spring for single and double panel shutter. Includes motor and spring.



Model #697470C

ACME697470C

Min. Buy 1ea



### Greenhouse Ventilation

#### American Coolair® Inlet Shutter

Designed to allow fresh air to enter the greenhouse as the fans at the opposite side/end of the building exhaust it. Features aluminum blades, extruded aluminum frame, aluminum blade brackets and tie bars, blades pivot on nylon bushings, heavy duty gear motor and chain linkage.



AMCALRW39E

Min. Buy 1ea



#### American Coolair® Tube Hanger Kit

For use in hanging the PowerTube coming off the Power Tube Fan. Hanger kit includes barrel, insert and clip.



AMCAPTF-TH

Min. Buy 1ea



### Other Equipment

#### Bartlett Instrument Natural Ventilation Controller

Easy, affordable, touchscreen model featuring DIF, DAY and NITE stages for better crop management. Two heat and time proportional outputs. Proportional outputs open and close in five steps with manual override. Can control one or two separate zones. Optional remote app control with Headgrower.



BARTIRWL11X2

Min. Buy 1ea



#### Bartlett Instrument Temperature Control

Low-cost touchscreen greenhouse temperature control that is easy to operate, install and manage. Optional remote app control with Headgrower. Provides energy cost savings and data graphs. Features include: two zone controllers; DIF, DAY and NITE settings; four cool and two HAF relay outputs; two heat outputs, automatic or manual settings; timer and alarm output and vent stage for dehumidification.



BARTIGHK12X2

Min. Buy 1ea





### Bamboo Trellises, Stakes & Supports

#### Bamboo Supply® Natural Bamboo Fan Trellis

Support your favorite vining plants with these lightweight, inexpensive yet strong trellises that weather well and last several seasons in the garden.



<b>18in</b>	
<b>BAMBBFT18</b>	Min. Buy 1ea
<b>24in</b>	
<b>BAMBBFT24</b>	Min. Buy 1ea
<b>30in</b>	
<b>BAMBBFT30</b>	Min. Buy 1ea
<b>36in</b>	
<b>BAMBBFT36</b>	Min. Buy 1ea
<b>48in</b>	
<b>BAMBBFT48</b>	Min. Buy 1ea



#### Bamboo Supply® Natural Bamboo Flair Trellis

Natural bamboo flair trellis with two vertical stakes.



<b>18in High</b>	
<b>BAMBBNFT18</b>	Min. Buy 1ea
<b>24in</b>	
<b>BAMBBNFT24</b>	Min. Buy 1ea
<b>30in</b>	
<b>BAMBBNFT30</b>	Min. Buy 1ea



#### Bamboo Supply® Natural Bamboo Stake

High Quality all natural stakes used for many things including plant support.



<b>2ft</b>	
<b>BAMBBN0206</b>	Min. Buy 1ea
<b>2.5ft, 8-10mm Diam.</b>	
<b>BAMBBN02508</b>	Min. Buy 1ea
<b>3ft</b>	
<b>BAMBBN0308</b>	Min. Buy 1ea
<b>3ft 12-14mm Diam.</b>	
<b>BAMBBN0312</b>	Min. Buy 1ea
<b>4ft</b>	
<b>BAMBBN0408</b>	Min. Buy 1ea
<b>4ft, 10-12mm Diam.</b>	
<b>BAMBBN0410</b>	Min. Buy 1ea
<b>4ft, 12-14mm Diam.</b>	
<b>BAMBBN0412</b>	Min. Buy 1ea
<b>6ft</b>	
<b>BAMBBN0612</b>	Min. Buy 1ea
<b>6ft, 18-20mm Diam.</b>	
<b>BAMBBN0618</b>	Min. Buy 1ea
<b>8ft, 24-26mm Diam.</b>	
<b>BAMBBN0824</b>	Min. Buy 1ea
<b>10ft, 26-28mm Diam.</b>	
<b>BAMBBN1026</b>	Min. Buy 1ea
<b>12ft, 28-30mm Diam.</b>	
<b>BAMBBN1228</b>	Min. Buy 1ea



#### Bamboo Supply® Natural Bamboo "U" Trellis

Upside down "U" for climbing plant support.



<b>18in</b>	
<b>BAMBBTN18</b>	Min. Buy 1ea
<b>24in</b>	
<b>BAMBBTN24</b>	Min. Buy 1ea
<b>30in</b>	
<b>BAMBBTN30</b>	Min. Buy 1ea
<b>36in</b>	
<b>BAMBBTN36</b>	Min. Buy 1ea
<b>48in</b>	
<b>BAMBBTN48</b>	Min. Buy 1ea



#### Bamboo Supply® Green Bamboo Stake

High-Quality all-natural stakes used for many things including plant support. Poles are dyed forest green to blend into landscapes



<b>18in</b>	
<b>BAMBBG01504</b>	Min. Buy 1ea
<b>2ft</b>	
<b>BAMBBG0204</b>	Min. Buy 1ea
<b>2.5ft, 5-7mm Diam.</b>	
<b>BAMBBG02505</b>	Min. Buy 1ea
<b>3ft</b>	
<b>BAMBBG0306</b>	Min. Buy 1ea
<b>4ft</b>	
<b>BAMBBG0408</b>	Min. Buy 1ea
<b>5ft, 10-12mm Diam.</b>	
<b>BAMBBG0510</b>	Min. Buy 1ea
<b>6ft, 10-12mm Diam.</b>	
<b>BAMBBG0610</b>	Min. Buy 1ea



#### Bamboo Supply® Green Split Pointed Bamboo

Round solid bamboo stakes with points, ideal for staking potted plants including orchids and other exotic plants.



<b>12in</b>	
<b>BAMBBS12</b>	Min. Buy 1ea
<b>16in L, 4-4.5mm Diam.</b>	
<b>BAMBBS16</b>	Min. Buy 1ea
<b>18in L, 5-5.5mm Diam.</b>	
<b>BAMBBS18</b>	Min. Buy 1ea
<b>24in L, 5-5.5mm Diam.</b>	
<b>BAMBBS24</b>	Min. Buy 1ea



#### Bamboo Supply® Rubber Trellis Teepee Cap

For making your own teepee with three bamboo stakes up to 1/2in diameter



<b>Green</b>	
<b>BAMBRTC100</b>	Min. Buy 1ea





### Other Equipment

#### Bluelab® 4.0 Calibration Solutions

Calibration and conductivity standard solutions...a must in every grower's toolbox. The Bluelab® calibration and conductivity standard solutions are essential for use with all Bluelab® products. Bluelab® solutions are manufactured specifically for Bluelab® products and are referenced to high laboratory standards to ensure your Bluelab® products last longer and maintain accuracy.



**250ml Bottle**

**BLBPH4250BL** Min. Buy 6ea

**500ml Bottle**

**BLBPH4500BL** Min. Buy 6ea



#### Bluelab® 7.0 Calibration Solutions

Calibration and conductivity standard solutions...a must in every grower's toolbox. The Bluelab® calibration and conductivity standard solutions are essential for use with all Bluelab® products. Bluelab® solutions are manufactured specifically for Bluelab® products and are referenced to high laboratory standards to ensure your Bluelab® products last longer and maintain accuracy.



**250ml Bottle**

**BLBPH7250BL** Min. Buy 6ea

**500ml Bottle**

**BLBPH7500BL** Min. Buy 6ea



#### Bluelab® 2.77EC Conductivity Standard Solution

Bluelab® conductivity standard solutions are essential for use with all Bluelab® products. Bluelab® Solutions are manufactured specifically for Bluelab® products and are referenced to high laboratory standards to ensure your Bluelab® products last longer and maintain accuracy.



**250ml Bottle**

**BLBEC277250BL** Min. Buy 6ea

**500ml Bottle**

**BLBEC277500BL** Min. Buy 6ea



#### Bluelab® pH Probe KCl Storage Solution

The perfect solution to store and hydrate pH probes. pH probes are sensitive glass instruments which age through everyday use. Bluelab® pH Probe KCl Storage Solution is made specifically for use with Bluelab® pH Probes and Pens. It is designed to increase response time and maximize the life of Bluelab® pH Pens and pH Probes. Add KCl solution to the cap of the pH pen/probe for storage after use and hydrate in KCl solution monthly. Instructions are on the label of the bottle.



**120ml Bottle**

**BLBSTSOL100BL** Min. Buy 6ea

**250ml Bottle**

**BLBSTSOL250BL** Min. Buy 6ea



#### Bluelab® pH Pen

The preferred option for hand held pH meters. It provides a compact, quick and handy way to manage the success of your crops to ensure maximum uptake of nutrients. A key parameter that affects nutrient uptake is whether your solution is acid or alkaline. This is measured in the pH. Teamed with the Bluelab® Conductivity Pen you have a robust, convenient and accurate measurement system. Features: · Measures pH and temperature · Selectable units for temperature · Fully waterproof · Backlit LCD display · Double junction probe (not replaceable) · Simple two point calibration process with 30 day calibration indicator · Hold reading function · Low battery indicator · Auto off function · Automatic temperature compensation · 1 AAA replaceable battery included



**BLBPENPH**

Min. Buy 1ea



#### Bluelab® Conductivity Pen

The go-to for hand held conductivity pens. The Bluelab® Conductivity Pen simply tells you the amount of nutrient in your solution. Conductivity is automatically compensated with the integrated temperature sensor. Providing a compact, quick and accurate way to measure two key parameters for crop health. Teamed with our Bluelab® pH Pen you have a robust, convenient and accurate measurement system. Features: · Measures conductivity and temperature · Selectable units for conductivity and temperature · Shows conductivity scales CF, EC, PPM 500 & PPM 700 at the touch of a button · Fully waterproof · Backlit LCD display · Calibration optional · Successful 30 day calibration indicator · Hold reading function · Low battery indicator · Auto off function · Automatic temperature compensation · 1x AAA replaceable battery included



**BLBPENCON**

Min. Buy 1ea



#### Bluelab® Multimedia pH Meter

Combine the Bluelab® Multimedia pH Meter and Bluelab® LeapTM pH Probe to take fast accurate measurements in nutrient solution, soil, coco coir, rockwool, potting mix and many other media types. Calibration is simple with one push button on the meter and fresh Bluelab® Calibration Solutions. Successful calibration indicator is displayed on screen for 30 days to indicate when re-calibration is required. Team with the Bluelab® Solutions and the convenient Bluelab® Carry Case. Replacement Bluelab® pH or LeapTM pH Probe available too. Features: · Test more with a faster sensor response and direct measurements from substrates · Multimedia friendly, for measurements across a range of environments · Toughened spear tip for direct root-zone measurements · Simple two point calibration process with 30 day calibration indicator · Backlit LCD display, low battery indicator, auto off function



**2 metre / 6.6 foot standard cable**

**BLBETMULTI**

Min. Buy 1ea



#### Bluelab Truncheon® Nutrient Meter V2

Displaying all the conductivity scales EC, CF, PPM 500 & PPM 700 on a single line. Each time you feed your plants it's essential to know the nutrient levels of your solution. Simply done with the Bluelab® Truncheon® Nutrient Meter. Flashing lights indicate your conductivity reading, which is automatically compensated with the integrated temperature sensor. Removable shroud for easy cleaning. Features: · Conductivity range up to 3.6 EC, 36 CF, 1800 ppm 500 and 2520 ppm 700 · Fully waterproof · Provided with EC, CF, ppm 700 and ppm 500 scales · Auto on/off function · No calibration required (factory calibrated) · Daylight readable blue LEDs, visible in bright or dark environments · No buttons or switches · Battery operated (3x AA batteries included) · Measure while mixing nutrients in your reservoir



**Meter length: 40cm / 16 in.**

**BLBTRUNV2**

Min. Buy 1ea



## Meters & Testers

### Bluelab® Pulse Multimedia EC/MC Meter

Spot check, correct, achieve better yield and grow healthier plants across a wide range of growing media including soil, coco coir, potting mix and nutrient solution. Automatically sends and stores all your key plant statistics in the Pulse Mobile Features: • All in one device that measures moisture content, conductivity and temperature • Quick reference visual light indicator on the device to let you know the measurement has been made and if it is in or out of range • Vibrating notification on the mobile device to let know you that measurement was received • Test more in a shorter timeframe with a fast sensor response and direct measurements in a wide range of growing media including soil, nutrient solution, coco coir and potting mix • Two extended prong spear tips with a total of 8" (200 mm) including the 2" (50 mm) active measurement tips for direct root zone measurements • Handset: 7.5" (190 mm) x 3" (76 mm) • Low battery indicator • 1 x AA alkaline battery included • Applications across agriculture, floriculture, container grown plants and greenhouses • Works with Android 5.1+ with Bluetooth 4.0+



**BLBMETPULSE** Min. Buy 1ea

### Bluelab® Combo Meter

A convenient and portable solution pH, conductivity, and temperature meter all in one. Easy to read screen and push button operation, choose your preferred parameter to display. Portable with no external power supply required, this meter can be used anytime and anywhere to help manage your plant's daily nutrient requirements. Team with Bluelab® solutions and the convenient Bluelab® Carry Case. Features: • Replaceable double junction pH probe included • Shows conductivity scales CF, EC, PPM 500 & PPM 700 at the touch of a button • Large easy to read, backlit LCD display • No calibration required for conductivity and temperature (factory calibrated) • Simple two point pH calibration process with 30 day calibration indicator • Over range and under range indicators • Low battery indicator • 2x AAA alkaline batteries included • Auto off function



**BLBMETCOMPLUS** Min. Buy 1ea



**Probe cable length: 2 meters / 6.5 feet**

**BLBMETCOM** Min. Buy 1ea

### Bluelab® Guardian Monitor In-Line Connect

Threaded probe heads allow for simple installation direct into an irrigation line for effective in-line measurements. Features: • pH and EC in-line threaded probes to fit into in-line plumbing • Remote viewing with Bluelab® Connect™ Software and Apps • Replaceable double junction high pressure pH probe included • Bright, plant-safe green LED with adjustable brightness • Easy to navigate menu to program & adjust settings • Selectable conductivity and temperature scales • Simple push button pH calibration • No calibration required for conductivity and temperature (factory calibrated) • Flashing high and low alarms (non-audible) • Built with greater tolerance to RF / electronic interference • International power supply



**In-line pH probe cable length: 3 meters / 10 feet**

**BLBMONGUACONIN** Min. Buy 1ea

### Bluelab® pH Controller

Fine-tunes the reservoir pH levels for you. Confidence - your pH is taken care of. Automatic measuring and adjusting to pre-set pH levels with optional alarms. Provides consistent control of pH in growing systems. Intuitive "on time" and "off time" allows the solution to dose and mix before the controller measures and doses again. Reassurance with safety lockouts to prevent over delivery of pH. Features: • Automatic control of pH level in systems with reservoirs up to 200 gallons / 760 litres • Dose either pH up or pH down adjusters • Replaceable double junction pH probe & peristaltic pump • Plant-safe green backlit LCD with adjustable brightness • Large, easy to read display • Easy to navigate menu to adjust settings • Simple push button pH calibration with on screen instructions • Flashing high and low alarms with control lockouts • Water resistant, wall mount design • Separate Bluelab® Temperature Probe (for pH ATC)



**Probe cable length: 2 meters / 6.5 feet**

**BLBCONTPH** Min. Buy 1ea

### Bluelab® Combo Meter Plus Replacement Probe



**BLBPROBPHLEAP** Min. Buy 1ea

### Bluelab® Guardian Monitor

Monitoring your crops 24 hours a day, with the ability to set high and low alarms for each parameter. A flashing display lets you know if your parameters move away from the optimum, allowing you to make the important adjustments quickly and effectively. The large, clear display allows readings to be viewed from a distance. The Bluelab® Guardian Monitor is mains powered and is either mounted to the wall or hung on a support and probes positioned inside your reservoir / solution. Features: • Wall mount for continuous viewing • Plant-safe green LEDs, with adjustable brightness • Large easy to read displays • Replaceable double junction pH probe included • Easy to navigate menu to program & adjust settings • Selectable conductivity and temperature scales • No calibration required for conductivity and temperature • Simple push button pH calibration • Flashing high and low alarms (non-audible) • Built with greater tolerance to RF / electronic interference • International power supply • Non-volatile memory



**Probe cable length: 2 meters / 6.5 feet**

**BLBMONGUA** Min. Buy 1ea



**Probe cable length: 2 meters / 6.5 feet**

**BLBMONGUAACON** Min. Buy 1ea

### Bluelab® Combo Meter pH Replacement Probe



**BLBPROBPH** Min. Buy 1ea



## Other Equipment

### Bluelab® Connect Stick

Collects information wirelessly from Bluelab® Connect™ devices to your computer. One Bluelab® Connect™ Stick receives data wirelessly from multiple Bluelab® Connect™ devices. Download the free Bluelab® Connect™ software, to get grow site data direct to your local computer and mobile app. Get connected...



**BLBCONSTICK** Min. Buy 1ea







## Watering Booms and Systems



### Single Rail Boom

Cherry Creek's Single Rail Boom is a cost-effective automatic system, designed with simplicity and efficiency in mind and ideally suited for smaller bays with simple watering requirements. Its rugged, compact housing is built to move up and down a greenhouse on one rail. It's spray bar is turned on or off by a single solenoid, and the boom waters the full width of the bay.

### Walking (Navigator) / Tower Booms

Cherry Creek's Tower Boom is designed to be a workhorse for all of your irrigation, maintenance and crop inspection needs. It is almost completely pre-assembled at the factory, and is supported by rails mounted off the gutter posts on both sides of the bay that span the width of the greenhouse.

- Rugged construction
- Precise application of water and chemicals
- Water savings and reduction in labor
- Adaptable for conveyors and scaffolding
- Pre-assembled for easy installation
- Transportation system for equipment & humans.

### NEW TIC (Touch Irrigation Controller)

Boom automation allows for controlled application rates of water and chemicals, which reduces overspray and results in long-term savings. Automatic irrigation will also significantly reduce labor costs. The new TIC is available on the Double Rail Booms, Walking (Navigator) Booms and Tower Booms. The TIC has the following enhancements:

- 16 Crops with their own 8 Areas that can Water, Mist and/or SSW all within the same Crop, 4 Schedules with 7 days of the week options. (ssw = step, stop, water).
- Auto Mode / Manual Mode with Queue position over-ride
- Touch Screen with Grower Friendly Menus
- Wifi capability for cell phone/iPad & remote access.

**Contact your BFG Sales Rep**  
for pricing and customized solutions  
for your operation.

### Double Rail Boom

Cherry Creek's Double Rail Boom offers the versatility of independent watering of the right, left, or both sides of the greenhouse, along with walk-through for walkways. With the stability of two running rails, boom sway is eliminated. Combined with the New TIC, the Double Rail Boom handles the most complicated application requirements, assuring precise rates of water and chemicals. Save significantly on both water and labor costs. Booms are nearly fully assembled and simple to install.

### ECHO Hanging Basket System – Water By Weight

The ECHO System allows for accurate measurements of water to each basket. Additionally, fertilizer applications can be consistently controlled, resulting in faster production times, higher yields, and more crop turns per season.

The NEW WBW (Water By Weight) Controller has the following features:

- 10" Touch Screen with Wifi capability for cell phones & iPads
- Water By Time Mode / Water By Weight Mode, 7 Day Schedule with Repeat Cycle every "X" hrs., 16 Schedules.
- WBW mode has a dry weight and wet weight setting for optimal root growth.

The gentle movement of the plants as they go through the watering mode allows them to experience various lighting exposures and air movement over the surface, which promotes healthier growth. The ECHO leaves the factory fully assembled, making installation fast and simple.

### Touch Irrigation Controller TIC



### Water By Weight Controller (WBW)



## Fertilizer Injectors

### Dosatron Non-Electrical Proportional Injectors

#### Why Dosatron?

- Proven technology used globally for over 40 years
- Consistent, accurate results
- Do-it-yourself service and support
- Outstanding service and support






#### Easy to Use

- Just turn on the water, no power needed
- Simple to install in the water line
- Dosing ratios are externally adjustable
- Built-in mixing chamber

#### The Perfect Solution For:

- Fertilizers
- Wetting Agents
- Fungicides
- Insecticides
- Acids
- Organics
- Sanitizing



Item #	GPM	Ratio	Pressure	Connection Size	Dimensions	Percentage Rate	Included Accessories
<b>D25F1</b> 	0.05 to 11 GPM	1:100 Fixed	4.3 to 85 PSI	3/4in NPT	14in x 6-1/4in	1%	Mounting Bracket, Suction Hose, Weighted Strainer & Quick Start Guide
<b>D14M22</b> 	0.05 to 14 GPM	1:500 to 1:50	4.3 to 85 PSI	3/4in NPT	19-1/8in x 6-5/16in	0.2 to 2%	Mounting Bracket, Suction Hose, Weighted Strainer & Quick Start Guide
<b>D45RE15</b> 	0.4 to 20 GPM	1:500 to 1:66	7 to 70 PSI	1in NPT	24in x 7-1/2in	0.2 to 1.5%	Mounting Bracket, Suction Hose, Weighted Strainer & Quick Start Guide
<b>D40M22</b> 	2.2 to 40 GPM	1:500 to 1:50	4.3 to 116 PSI	1-1/2in NPT	25-1/4in x 8-1/2in	0.2 to 2%	Mounting Bracket, Suction Hose, Weighted Strainer & Quick Start Guide
<b>D20S</b> 	5 to 100 GPM	1:500 to 1:50	2 to 120 PSI	2in NPT	55in x 15in (w/ Legs); 42in x 15in (w/o Legs)	0.2 to 2%	Mounting Bracket, Set of Legs, Manual Bypass, Suction Hose, Weighted Strainer & Quick Start Guide

### Dilution Solutions™ Li'l Bud-D Quick Hook-Up Kit

For use with the Li'l Bud-D portable fertilizer system. Fits 11gpm and 14gpm injectors. Includes: Filter, check valve, clamp, 5/8in hoses, elbows, a straight 5/8in barb to 3/4in NPT, Velcro strap and Teflon tape.



**DOSATHSPK58LB** Min. Buy 1ea



### Dilution Solutions™ Plumbing Kit

Plumbing kit for the Dosatron® DosaCart. Dosatron unit is sold separately.



**DOSATHSPK58** Min. Buy 1ea





### Fertilizer Injectors

#### Dilution Solutions™ Li'l Bud-D

Portable fertilization system is perfect for spot treatments. Includes 5gal bucket with lid. Accommodates the 11gpm and 14gpm injectors. Injector and hook-up kit sold separately.



**22in D x 19in W x 44 1/2in H. Tank Size: 5gal.  
Tire Size: 10in No-flat**

**DOSATHS15-5** Min. Buy 1ea



#### Dilution Solutions™ Eco-Cart

Portable fertilization system is perfect for garden centers and ideal for spot treatments. Includes 5gal bucket with lid, 11gpm injector and plumbing.



**15in D x 13 1/2in W x 40in H. Tank Size: 5gal.  
Tire Size: 7in No-flat.**

**DOSATHSECOD25F1** Min. Buy 1ea



#### Dilution Solutions™ Eco-Cart

Portable fertilization system is perfect for garden centers and ideal for spot treatments. Includes 5gal bucket with lid and plumbing. Injector sold separately.



**15in D x 13 1/2in W x 40in H. Tank Size: 5gal.  
Tire Size: 7in No-flat.**

**DOSATHSECO** Min. Buy 1ea



#### Dilution Solutions™ Filter Kit

200 mesh (80 micron) filter kit includes a filter with a cleanout valve and hose couplings for quick hook-up.



**.75in - 11/14gpm**

**DOSATAKF5AP11KIT-A**

Min. Buy 1ea



**For Injector Model D45RE**

**DOSATAKF5AP20KIT** Min. Buy 1ea

#### Dosatron® Mini Maintenance Kit

Mini maintenance kit for D14MZ2 Injector.



**For Injector Model D14MZ2**

**DOSATPJD116MINI-H** Min. Buy 1ea



#### Dosatron® Seal Kit

Seal kit for the 40gpm D40MZ2 injector



**For Injector Model #D40MZ2**

**DOSATPJD1120VVF** Min. Buy 1ea



#### Dosatron® Injection Seal Kit

Injection seal kit for D14MZ2 Injector.



**For Injector Model D14MZ2**

**DOSATPJD116VF** Min. Buy 1ea



### Other Equipment

#### Motor Gearboxes

De Gier Drive Systems produce a complete range of robust and durable gear motors. The GW and GXP gear motors create a solid base for complete drive systems. The various versions of gear motors are used in ventilation, screening, heating tube lifting systems, and drink and feed lines in agriculture, greenhouse horticulture and non-residential construction.

#### Product characteristics of the GW and GXP gear motors:

- Self-braking due to the application of a worm-worm gear transmission. This means that, when the gear motor is stopped, the system stays in the desired position.
- Extremely silent during use, compact, powerful, reliable and maintenance-free.
- Continuous operation S3-30% (continuous operation is limited to max. 25 minutes)
- Torque range from 10 to 2,700Nm
- RPM range from 1.3 to 30 rotations/min







## Labels, Signs & Laminators

### DP Industries® Thermal Transfer Vinyl Wrap-Around Tag

Thermal transfer printer compatible, vinyl material, best for use on larger plants and shrubs. Can be marked with garden pens.



**White - 1in W x 9in H / 1000 per Roll**  
**DPIWRAP91W** Min. Buy 1ea



### DP Industries® Vinyl Wrap-Around Tag "SOLD"

Designed to easily wrap around tree or shrub branches. Preprinted "SOLD", space available to write name, date or other information.



**Red - 3/4in W x 7in H / 1000 per Roll**  
**DPIST734R** Min. Buy 1ea



### DP Industries® Garden Pen

Thick tip, 1.2mm, plastic barrel. All-weather, fade resistant ink with UV filter to slow fading from sunlight. Xylene free and made with alcohol rather than petroleum based ink.



**Black - 0.8mm Tip**  
**DPIGM08BLK** Min. Buy 1ea  
**Black - 1.2mm Tip**  
**DPIGM77BLKBULK** Min. Buy 1ea  
**Black - 1.2mm Tip / Retail Pack**  
**DPIGM77BLKR** Min. Buy 1ea  
**Black - 1.2mm Tip / 24pc Display**  
**DPIHGM77BLKR** Min. Buy 1ea



### DP Industries® Liquid Chalk

Liquid Chalk will not wash off from rain or general watering, but it can be removed with a moist paper towel. The makeup of these chalk markers allows them to dry and crust over to maintain water/fade protection. Once the crust has been broken, the Liquid Chalk washes away. Older writing (ghosting) can be cleaned with an alcohol based hand sanitizer. Chalk pens are convenient for use with T-signs and vinyl card signs. 0.5mm Tip.



**Assortment - Includes: Red, Yellow, Blue, Green, Orange, Pink, Violet, Black & White**  
**DPILC059PK** Min. Buy 1ea



**White**  
**DPILC05WHT** Min. Buy 1ea



### DP Industries® Plastic T-Sign Base

This base allows Angled Top Plastic T-Signs to stand freely without the need of placing in a pot. Fits signs AT10, AT16 and AT21.



**25pk**  
**DPIBASE** Min. Buy 1ea



### DP Industries® Blank Vinyl Sign Card

Can mark these vinyl cards with garden pens or liquid chalk.



**7in L x 5in H / 25pk**  
**DPIC57000** Min. Buy 1ea



### DP Industries® Plastic T-Sign - Angled Top

Molded plastic T-Stakes provide cost effective signs for multiple uses. Larger writing surface and reader friendly angled tops. Works great in combination with Liquid Chalk pens. When applying Liquid Chalk you can re-use, the writing won't fade in the sun or was in the rain. Just wipe with a wet paper towel or clean with alcohol based sanitizer.



**Black - Top: 4in W x 2.5in H with 16in H Leg / 50pk**  
**DPIAT16BK** Min. Buy 1ea

**Black - Top: 6-1/4in W x 4in H with 21in H Leg / 25pk**  
**DPIAT21BK** Min. Buy 1ea



### DP Industries® Plastic T-Sign - Angled Top

Molded plastic T-Stakes provide cost effective signs for multiple uses. Larger writing surface and reader friendly angled tops. Works great in combination with Liquid Chalk pens. When applying Liquid Chalk you can re-use, the writing won't fade in the sun or was in the rain. Just wipe with a wet paper towel or clean with alcohol based sanitizer.



**White - Top: 2in W x 1-1/4in H with 5in H Leg / 50pk**  
**DPIAT16W** Min. Buy 1ea

**White - Top: 4in W x 6-1/4in H with 20-3/4in H Leg / 25pk**  
**DPIAT21W** Min. Buy 1ea



### DP Industries® Plastic T-Sign - Straight Top

Molded plastic T-Stakes provide signs for multiple use. Larger writing surface and reader friendly. To clean wipe with a wet paper towel or clean with alcohol based sanitizer. Easily write on them with the permanent Garden Marker or re-useable liquid chalk pens.



**Yellow - Top: 3-1/4in W x 2-1/4in H with 13in H Leg / 100pk**  
**DPITL13Y** Min. Buy 1ea

**White - Top: 2in W x 1-1/4in H with 5in H Leg / 250pk**  
**DPITL5W** Min. Buy 1ea

**White - 3-1/4in L x 2-1/4in W x 10in H / 100pk**  
**DPITL10** Min. Buy 1ea

**White - Top: 3-1/4in W x 2-1/4in H with 13in H Leg / 100pk**  
**DPITL13W** Min. Buy 1ea



### DP Industries® Natural Wood Garden Markers

Wood labels that are not coated. These labels will biodegrade more rapidly than coated ones.



**1-1/8in W x 12in H / 250pk**  
**DPIGL12118C2** Min. Buy 1ea  
**5/8in W x 6in H / 1000pk**  
**DPIPL658M** Min. Buy 1ea  
**5/8in W x 10in H / 500pk**  
**DPIPL1058C5** Min. Buy 1ea





### Labels, Signs & Laminators

#### DP Industries® Natural Wood Field Stakes

1/4" thickness wooden stakes. Shipped 100 per case. Mark with DPI's fade/water resistant Garden Pen. Biodegradable. Renewable. Sustainable. Environmentally Friendly.



**18in x 1-1/8in x 1/4in / 100pk**

**DPIF518118C** Min. Buy 1ea

**1-3/8in W x 24in H / 100pk**

**DPIF524138C** Min. Buy 1ea



#### DP Industries® Coated Wood Garden Markers

Provides a good writing surface and coating increases the life of the label, best for garden & field use.



**White - 1-1/8in W x 12in H / 250pk**

**DPITGL12118C2** Min. Buy 1ea

**White - 5/8in W x 4in H / 1000pk**


**DPITPL458M** Min. Buy 1ea

**White - 5/8in W x 6in H / 1000pk**

**DPITPL658M** Min. Buy 1ea

**White - 5/8in W x 12in H / 500pk**

**DPITPL1258C5** Min. Buy 1ea



#### DP Industries® Economy Plastic Bedding Labels

Economy roll of white 0.015in thick bedding labels. Best used to identify plantings in seedling trays and bedding flats. Made from recycled styrene. Can also be used for potted plants. Mark with fade/water resistant garden pens.



**White - 1in W x 4-1/2in H / 1000 per Roll**

**DPISL451M** Min. Buy 1ea



#### DP Industries® Molded Plastic Garden Marker

Formed in convenient sets of 8 each for easier writing. Made from recycled styrene, can be used for potted plants.



**White - 5/8in W x 4in H / 1000pk**

**DPIIM458MW** Min. Buy 1ea

**White - 5/8in W x 5in H / 1000pk**


**DPIIM558MW** Min. Buy 1ea

**White - 5/8in W x 6in H / 1000pk**

**DPIIM658MW** Min. Buy 1ea

**White - 5/8in W x 8in H / 500pk**

**DPIIM858C5W** Min. Buy 1ea



#### DP Industries® Molded Plastic Garden Markers

Formed in convenient sets of 8 each for easier writing. Thicker, more rigid than loose pack plastic labels. Best used to identify plantings in seedling trays and bedding flats. Made from recycled styrene, can be used for potted plants.



**Green - 5/8in W x 4in H / 1000pk**

**DPIIM458MG** Min. Buy 1ea



#### DP Industries® Molded Plastic Garden Markers

Formed in convenient sets of 8 each for easier writing. Thicker, more rigid than loose pack plastic labels. Best used to identify plantings in seedling trays and bedding flats. Made from recycled styrene, can be used for potted plants.



**Yellow - 5/8in W x 5in H / 1000pk**


**DPIIM558MY** Min. Buy 1ea

**Yellow - 5/8in W x 6in H / 1000pk**

**DPIIM658MY** Min. Buy 1ea

**Yellow - 5/8in W x 8in H / 500pk**

**DPIIM858C5Y** Min. Buy 1ea



#### DP Industries® Economy Plastic Garden Markers

Made from high impact recycled styrene for a smooth writing surface. They can be used for potted plants, seedling trays and bedding flats.



**White - 5/8in W x 4in H / 1000pk**

**DPITC458M** Min. Buy 1ea

**White - 5/8in W x 5in H / 1000pk**

**DPITC558M** Min. Buy 1ea

**White - 5/8in W x 6in H / 1000pk**

**DPITC658M** Min. Buy 1ea

**White - 5/8in W x 8in H / 500pk**

**DPITC858M** Min. Buy 1ea



#### DP Industries® Economy Vinyl Wrap-Around Tag

Designed to easily wrap around tree or shrub branches. Best suited for use on larger plants and shrubs.



**White - 5/8in W x 5in H / 1000 per Roll**

**DPIIT558M** Min. Buy 1ea

**White - 5/8in W x 7in H / 1000 per Roll**

**DPIIT758M** Min. Buy 1ea



#### DP Industries® Plain Wood Label

Natural wood birch labels. Biodegradable. Sustainable. MADE IN USA



**4in x .625in x .064 / 24pkgs of 24 ea**

**DPIHWC458** Min. Buy 1ea



### Tree & Plant Supports

#### DP Industries® Metal Stake Markers with Zinc Plate

Long lasting Zinc writing surface with metal legs for support. 1" x 2-1/2" Zinc writing plate. Mark with DPI's fade/water resistant Garden Pen. Ideal long term solution to identifying plant varieties, garden rows, garden sections, etc.



**10in / 120pk**

**DPIIM10** Min. Buy 1ea



## Pot Covers & Foil

### FloPak® Pot Covers

Economically enhance the appeal and add a colorful decorative touch to potted plants. These pre-formed covers help to attractively display and boost plant sales by just adding some color and style to pots. Choose from a selection of colors and sizes.

### Luster Pot Covers - Evergreen




<b>Evergreen - 4.5in</b>	
<b>FPK45EGL</b>	Min. Buy 1ea
<b>Evergreen - 6in</b>	
<b>FPK6EGL</b>	Min. Buy 1ea
<b>Evergreen - 6.5in</b>	
<b>FPK65EGL</b>	Min. Buy 1ea
<b>Evergreen - 7in</b>	
<b>FPK7EGL</b>	Min. Buy 1ea
<b>Evergreen - 8in</b>	
<b>FPK8EGL</b>	Min. Buy 1ea



### Luster Pot Covers - Gold



<b>Gold - 4in</b>	
<b>FPK4GL</b>	Min. Buy 1ea
<b>Gold - 4.5in</b>	
<b>FPK45GL</b>	Min. Buy 1ea
<b>Gold - 6in</b>	
<b>FPK6GL</b>	Min. Buy 1ea
<b>Gold - 6.5in</b>	
<b>FPK65GL</b>	Min. Buy 1ea
<b>Gold - 7in</b>	
<b>FPK7GL</b>	Min. Buy 1ea
<b>Gold - 8in</b>	
<b>FPK8GL</b>	Min. Buy 1ea
<b>Gold - 10in</b>	
<b>FPK10GL</b>	Min. Buy 1ea



### Luster Pot Covers - Red



<b>Red - 4.5in</b>	
<b>FPK45RL</b>	Min. Buy 1ea
<b>Red - 6in</b>	
<b>FPK6RL</b>	Min. Buy 1ea
<b>Red - 6.5in</b>	
<b>FPK65RL</b>	Min. Buy 1ea
<b>Red - 8in</b>	
<b>FPK8RL</b>	Min. Buy 1ea



### Classic Pot Covers - Evergreen



<b>Evergreen - 6in</b>	
<b>FPK6EGC</b>	Min. Buy 1ea
<b>Evergreen - 6.5in</b>	
<b>FPK65EGC</b>	Min. Buy 1ea
<b>Evergreen - 7in</b>	
<b>FPK7EGC</b>	Min. Buy 1ea
<b>Evergreen - 8in</b>	
<b>FPK8EGC</b>	Min. Buy 1ea
<b>Evergreen - 10in</b>	
<b>FPK10EGC</b>	Min. Buy 1ea



### Classic Pot Covers - Fern Green



<b>Fern Green - 6.5in</b>	
<b>FPK65FGC</b>	Min. Buy 1ea




### FloPak® Laminated Foil Roll

Economically enhance the appeal and add a colorful decorative touch to potted plants. The foil rolls allow you to cut to any size needed. Use to attractively display and boost plant sales by just adding some color and style to pots. Choose from a selection



<b>Evergreen - Calypso Pattern - 20in x 30ft Roll</b>	
<b>FPKFR2030EG</b>	Min. Buy 1ea
<b>Gold - Calypso Pattern - 20in x 30ft Roll</b>	
<b>FPKFR2030GD</b>	Min. Buy 1ea
<b>Red - Calypso Pattern - 20in x 30ft Roll</b>	
<b>FPKFR2030R</b>	Min. Buy 1ea
<b>Silver - Calypso Pattern - 20in x 30ft Roll</b>	
<b>FPKFR2030S</b>	Min. Buy 1ea




### FloPak® Laminated Foil Sheet

Use for wrapping plant pots. Foil protects plant and creates a decorative look to enhance the appeal and add some personality to potted plants.



<b>Red - 20in x 20in Sheet - 500 per Bundle</b>	
<b>FPKFS20QR</b>	Min. Buy 1ea
<b>Silver - 20in x 20in Sheet - 500 per Bundle</b>	
<b>FPKFS20QS</b>	Min. Buy 1ea
<b>Evergreen - 20in x 20in Sheet - 500 per Bundle</b>	
<b>FPKFS20QEG</b>	Min. Buy 1ea
<b>Gold - 20in x 20in Sheet - 500 per Bundle</b>	
<b>FPKFS20QGD</b>	Min. Buy 1ea





# GE current

a Daintree company

## Other Equipment

### GE Arize L1000

The Arize L1000 is the most advanced, flexible greenhouse grow light on the market. Current worked closely with its customers to design a top light with efficacy levels up to 3.5 micromoles per joule – making it the most efficient grow light on the market – that supports universal installation, enabling growers to grow more and consume less in any region.



600watt 120-277volt 2/bx

HA30171

Min. Buy 1ea



### GE Arize Factor ML900

The Arize® Factor ML900 has been designed to optimize light delivery throughout the lifecycle and to help growers achieve specific cultivation goals. Spectral options are available to maximize vegetative growth rates, reduce stretching during transition, and maximize production of secondary metabolites in mature flowers. Industry-leading performance, efficiency, and versatility means the Factor ML900 can easily adapt to your grow style and help you to exceed your productivity goals.



600w 120-277VAC

HA30220

Min. Buy 1ea



### GE HPS 1000W, E-Ballast

Arize Luminare H1000 - Designed with growers in mind, the Arize™ H1000 delivers light output, uniformity and penetration to help get the most out of your grow. The H1000 directs light deep into the canopy, ensuring even the lowest leaves receive the light they need. The H1000 offers growers the industry-leading performance and quality they expect from the Arize™ family of products, and allows us to meet the individual needs of today's growers.



277-347volt Open Reflector

HA30160

Min. Buy 1ea



### GE Arize Greenhouse Pro

Arize Greenhouse Pro Photoperiodic LED Lamp - The GE Arize™ Greenhouse Pro LED lamp is designed to facilitate greenhouse photoperiod control. Photoperiod control allows growers to manage vegetative growth or rapid flowering throughout the year by extending or shortening day-length. This lamp will help control plant growth so the production is ready at the precise time. When selecting the best equipment for your greenhouse, choose GE Arize™ Greenhouse Pro LED flowering lamp to control and create ideal growth conditions. Low energy and high results are the focus of Arize Greenhouse Pro LED Lamp and is sure to provide optimal plant management.



Flowering Lamp

HA93042116

Min. Buy 1ea



## Other Equipment

### Antal / Cayson Equipment Plug Popper

Easy to use and handles any tray with the swap of an insert. Produces neat, easy-to-handle plugs with no damaged roots or stems. Operates smoothly with a foot pedal and can dislodge up to 10 trays per minute. Plugs pop up easily and cleanly regardless of moisture content or root mass.



ANTAL34-0221

Min. Buy 1ea



### Antal / Cayson Equipment Plug Popper Insert

Interchangeable insert for use with the Antal/Cayson Plug Popper.



ANTALD07171

Min. Buy 1ea

### Antal / Cayson Vacuum Seeder

Custom built seeders and seed plates for various greenhouse growing trays. Easy out of the box 5 to 10 minute set up time. There are no confusing brackets, stops, tubes with nozzles, gauges or height adjustments to malfunction. This seeder self centers itself over top of the plug tray, for accurate seed location. Change seed plates and locator frames for different plug tray formats in seconds. Plants most vegetable, flower and tree seed.



ANTALVACSEEDER

Min. Buy 1ea





**H.E. Anderson  
COMPANY**  
2100 Anderson Drive P.O. Box 1006  
Muskogee, OK 74402-1006  
918-687-4426 FAX 918-682-3342

## Fertilizer Injectors



J+ Advanced

### H.E. Anderson J+Advanced Series Ratio:Feeder® Injection Systems

J+Advanced Ratio:Feeder® Injector Systems can inject almost any liquid chemical into a water line at a set ratio. Most common uses include fertilizer injection, acid injection for pH stabilization, chlorination, and sanitization.

All J+ Advanced Injectors can be configured to pump multiple chemicals or solutions at different ratios. Systems can be configured to work with flows ranging from 1/4 gallon per minute to 10,000 gallons per minute. Common injection rates range from 1:100 to 1:10,000. Injectors require at least 30 psi to operate with a maximum of 125psi or 100psi depending on which blend tank is utilized. Controllers can be powered using 120VAC or 12VDC.

J+Advanced injectors can be purchased as complete assembled units which fit most common applications or as individual components sized especially for your specific application.

- J+ Advanced CONTROLLER - Connects to the water meter and pilot valve/manifold. It measures the water flow using the water meter then turns the pilot valve on and off to stroke the pump heads at the proper rate to maintain the set ratio.

- WATER METER - Used by J controller to measure water flow. Many different models are available which can measure flows from 1/4 GPM up to 10,000 GPM.

- MANIFOLD/PILOT VALVE - Pump Heads are mounted to the manifold. The Pilot Valve, which is controlled by the J Controller, provides water pressure to the pump heads to make them pump.

- PUMP HEADS - Pump Heads are what actually pump the chemicals. Many different models and sizes are available to handle almost any liquid and feed ratio.

- BLEND TANK - Ensures the chemical injected into the water line is blended uniformly ensuring even distribution and allowing for accurate measurements to be made.

### H.E. Anderson® J+Advanced Controller

Connects to the water meter and pilot valve/manifold. It measures the water flow using the water meter then turns the pilot valve on and off to stroke the pump heads at the proper rate to maintain the set ratio. Includes latest features, new backlit display and full keypad.



**120VAC**  
**HEAN15008**

Min. Buy 1ea



DB Wall Mount Series




DD Series

### H.E. Anderson D Series Ratio:Feeder® Injector Systems

The DB & DD Series offer an inexpensive way to inject almost any liquid into a water line at an adjustable ratio. Built with the same quality and pride as the J Plus, these pumps will inject one chemical up to a 1:100 ratio with models rated for 20 or 50 GPM. These models feature an adjustable feed ratio which makes fine tuning the injection ratio as easy as twisting a knob. Injectors can be turned down to 1/10th of their maximum feed ratio.

- Industry leading quality - legendary dependability helps save time on maintenance
- Easy installation and operation
- Positive Displacement - extremely accurate injection helps save money on chemicals
- Diaphragm Operation - No sliding seals, accuracy does not degrade over time
- Volume proportioning - constant chemical levels regardless of flow rates
- Adjustable feed rate - change the feed rate while unit is operating and without recalibrating
- Filter not required
- Extremely low pressure loss
- Low power consumption
- On/Off and Pulse Button

BFG Item#	Model	Water Flow Range	Maximum Feed Rate	Typical Use
HEANDB100	DB100	1/4 to 20 GPM	1:100 or 1%	Fertilizer
HEANDB1000	DB1000	1/4 to 20 GPM	1:1000 or 0.1%	pH Adjustment/Sanitizer
HEANDB100W	DB100W	1/4 to 20 GPM	1:100	Fertilizer
HEANDB1000W	DB1000W	1/4 to 20 GPM	1:1000	pH Adjustment/Sanitizer
HEANDD100	DD100	3/4 to 50 GPM	1:100	Fertilizer
HEANDD1000	DD1000	3/4 to 50 GPM	1:1000	pH Adjustment/Sanitizer



### Fertilizer Injectors

#### H.E. Anderson® A3 Teflon® Diaphragm Kit

A3 Pumper Diaphragm Kit Includes: 1 ea 16510 A3 CS w/ Teflon Diaphragm, 1 ea 18036 A3 WS Diaphragm, and a spare parts kit.



#### Diaphragm Kit A3 Teflon

**HEAN17032** Min. Buy 1ea

#### H.E. Anderson® P2, H2 Standard Diaphragm Kit

Pumper Diaphragm Kit Includes: 1 ea 01066 #2 CS Diaphragm, 1 ea 01058 WS Diaphragm, and a spare parts kit.



#### Diaphragm Kit #2

**HEAN8913** Min. Buy 1ea

#### H.E. Anderson® Hosebarb With O-Ring

Hosebarb with o-ring



.5in

**HEAN11741** Min. Buy 1ea

#### H.E. Anderson® Injector Tubing

Acid and Sanitizer Injector black poly tubing.



3/8 OD 1/4 ID, Sold by the ft

**HEAN6892** Min. Buy 1ea

#### H.E. Anderson® Type AS Pilot Valve Repair Kit

Pilot valve Repair Kit for 1/2in Type AS Pilot Valve.



1/2in, Type AS

**HEAN19065** Min. Buy 1ea

#### H.E. Anderson® Check Valve Set

Check valve set Includes: 1 ea 09812 Suction Valve and 1 ea 09275 Discharge Valve.



**HEAN02534** Min. Buy 1ea



#### H.E. Anderson® IPF Universal Assembly

IPF universal assembly



.5in

**HEAN4094** Min. Buy 1ea

#### H.E. Anderson® Diaphragm A3/T4 CS With Teflon Face

Diaphragm A3/T4 with teflon face.



**HEAN16510** Min. Buy 1ea

#### H.E. Anderson® Diaphragm Kit #4 Standard

Diaphragm kit #4



**HEAN8939** Min. Buy 1ea

#### H.E. Anderson® Kit For IPF

Kit for IPF



.5in

**HEAN5404** Min. Buy 1ea

#### H.E. Anderson® Seal Kit Soft

Seal kit



For Type A

**HEAN19043** Min. Buy 1ea



# Hydronic Heat

BFG Supply offers a variety of components and brands for your hydronic heat options. Whether you are looking at a complete system or replacement part for your existing systems, we've got you covered. Please contact your BFG Sales Rep or BFG Customer service for a customized quote or replacement parts.

## Benefits of Hydronic Heating

1. Heats the greenhouse starting at the plant roots, resulting in faster crop production and healthier plants.
2. Saves 20% to 30% in energy bills through more efficient energy use.
3. Allows flexibility in boiler fuel choices, and the ability to supplement with renewable resources like solar and geothermal heaters.

## Options

- Radiant heat – in floor/ in ground heat
- Tubing on bench
- Fin Tubing - under bench
- Rin Tubing - top heat

Tubing on the bench



## Stuppy Hydronic Bench Heat

**Rubber Tubing:** High-quality EPDM rubber tubing set on 2-inch centers and resistant to ozone, chemicals, fertilizers, and soil temperature. Ideal for use in a hot water heating system due to its resistance to temperature and chemicals and its superior heat transfer capabilities.

**Tube Design:** Reduces water volume and enables the system to respond quickly and efficiently.

**Manifolds:** 1-inch manifolds with plastic adapters pressed fit into SCH 80 PVC pipe to the width of the bench.

**Ridged plastic spacers:** Spaced every inch to hold tube in place. Spacers can be cut to bench width of up to 8 feet wide.

**Stuppy**  
GREENHOUSE



## Stuppy Hydronic Heating System

The Hydronic Heating System is a rubber tube system using 135°F water temperature, and will consist of the following components:

- Piping
- EPDM Tubing
- Power Wire
- Bench Heating Material
- Air & Water Controls
- Manifold
- System Pump
- Spacers
- Electronic Controller with Built-in Digital Display
- Easy-to-Follow Instructions & Drawings, Drafted In-House
- Water Treatment
- Compatible Boiler or Grower-Supplied Hot Water Heater (if less than 450sqft)



## Spectrum Heater

With models ranging from 100-399 MBH, Spectrum Series boilers' unique design and optional corrosion-resistant, brushed stainless steel jackets make them ideal for indoor and outdoor installations in corrosive or harsh environments. A unique feature within this MBH range, the Spectrum Series' diagnostic control panel allows for easy troubleshooting, and, when coupled with the self-diagnostic light package, makes the Spectrum Series easy to assess, maintain and service. Constructed using cast iron headers for application flexibility, and feature built-in draft diverters to lower the height of the unit and, most importantly, to reduce installation costs.

- 100-399 MBH
- On/Off or 2-Stage/4-Stage
- Automatic Reset High Limit 100-200
- Manual Reset High Limit 250-400
- Built-in Draft Diverter
- Stainless Steel Burners
- Cast Iron Headers (Boilers)
- Bronze Headers (Water Heaters)
- Inlet & Outlet Thermometers
- Mounted and Wired Flow Switch
- Vent Damper (100-250 MBH Boilers Only)
- Self Diagnostic Light Package
- Pump Control
- Electronic Ignition

# BioTherm®

## Elements...Enhanced.

### BioTherm Climate Technologies - Heating

#### BioTherm greenhouse heating systems are tailored to specific climate and growing conditions.

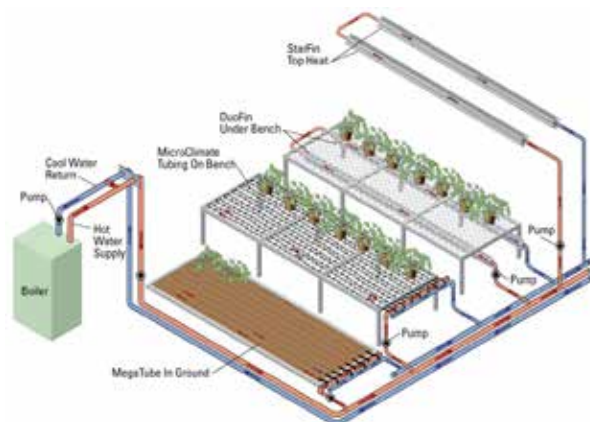
Their systems are durable and efficient which result in high success rates and peak crops.

Contact your BFG Sales Rep for new system upgrades and replacement parts!

Note: For replacement parts, tubing and connections please be aware they are **INTERCHANGEABLE WITH OTHER BRANDS**.

This way you have the best service along with what you need.

BioTherm designs mission-critical heating systems to **ENHANCE** greenhouse crops. These buildings rapidly gain heat when the sun comes out and lose heat almost as fast when the sun disappears. Humidity levels can be jungle-like. The presence of water, fertilizer, and other corrosive chemicals is everywhere. They have invested over three decades into developing rugged heating solutions that are robust and designed to go the distance to help plants thrive.



#### Roll'N Grow™

Roll'n Grow™ is the perfect way to apply Root Zone Heating (RZH) to growing beds or benches! Like a carpet, your growing surfaces can now be covered with growth-enhancing gentle heat in a fraction of the time it used to take.



#### MicroClimate™

BioTherm MicroClimate™ is the original smaller diameter heat output solution commonly used for on bench, and floor heating. Its smaller diameter allows for closely spaced loops providing a uniform and conductive heating surface.



#### Raypak Boilers

The central part of hydronic systems! BioTherm is proud to be the exclusive provider of Raypak products to the CEA industry. BioTherm offers 3 types of low mass boiler technologies: atmospheric, closed combustion, and condensing.



#### Fin Pipe - DuoFin™ & StarFin™

BioTherm DuoFin™ is the lowest heat output finned pipe commonly used for under bench, perimeter, and in-crop heating. Its unique tapered vertical fin delivers a combination of convective and radiant heating quietly and efficiently.

BioTherm StarFin™ is a high heat output finned pipe commonly used for bench, perimeter, top, and gutter heating. Its tapered six fin design provides maximum heat output while producing a soft, gentle heat

# BioTherm®

## Elements...Enhanced.

### BioTherm Climate Technologies - Hydro

BioTherm Hydro Sciences has one simple focus... to enhance your irrigation system and boost plant growth using cutting edge technologies with efficiency in mind. Our products are proven to increase yields, improve plant vigor, and increase resistance to diseases and pests.

### Dissolved Oxygen Infusion

A groundbreaking new way to economically boost dissolved oxygen (DO) levels in your irrigation system and enhance plant health and production. The BioTherm TOOB™ is a revolutionary, efficient method of increasing the dissolved oxygen content of irrigation water, significantly improving plant health and productivity.

BioTherm has two sizes of the TOOB™ available (2' Craft and 4' Solo) as well as a lineup of products to complete your dissolved oxygen system.




#### TOOB O2 Infuser™

TOOB Craft (2')  
TOOB Solo (4')



#### DO Stat

BioTherm DO Stat closely monitors your DO levels and controls how much DO to infuse into your system.



#### O2 Generator

O2 Gen connects directly into your TOOB system without needing oxygen tanks.



#### DO Meter

Dissolved oxygen level measuring in the palm of your hand.



### Flood & Cascade Floors

BioTherm's innovative Sub-Irrigation technology provides a quick responding irrigation cycle time which is critical to greater control of nutrient uptake, timing, and prevents oversatting. BioTherm's Flood and Cascade Floor systems save water, energy, fertilizer and reduce labor costs by up to 95%.



### Irrigation Tempering

Experience optimal plant growth with tempering solutions customized to your operation. The use of BioTherm's pre-heating and pre-cooling systems will prevent thermal shock, increase rooting, and prevent disease.

### Grower Testimonial

"Our business recently started measuring dissolved oxygen (DO) levels of the source water at client farms during site visits, and we have been shocked at how many farms have source water that with DO levels below 3ppm.

We have seen positive effects on plant growth and health when using DO-enhanced water from the TOOB, and look forward to providing more in-depth data on the full benefits of the TOOB in the near future."

-Scott Skamnes,  
Crescive Soil Services



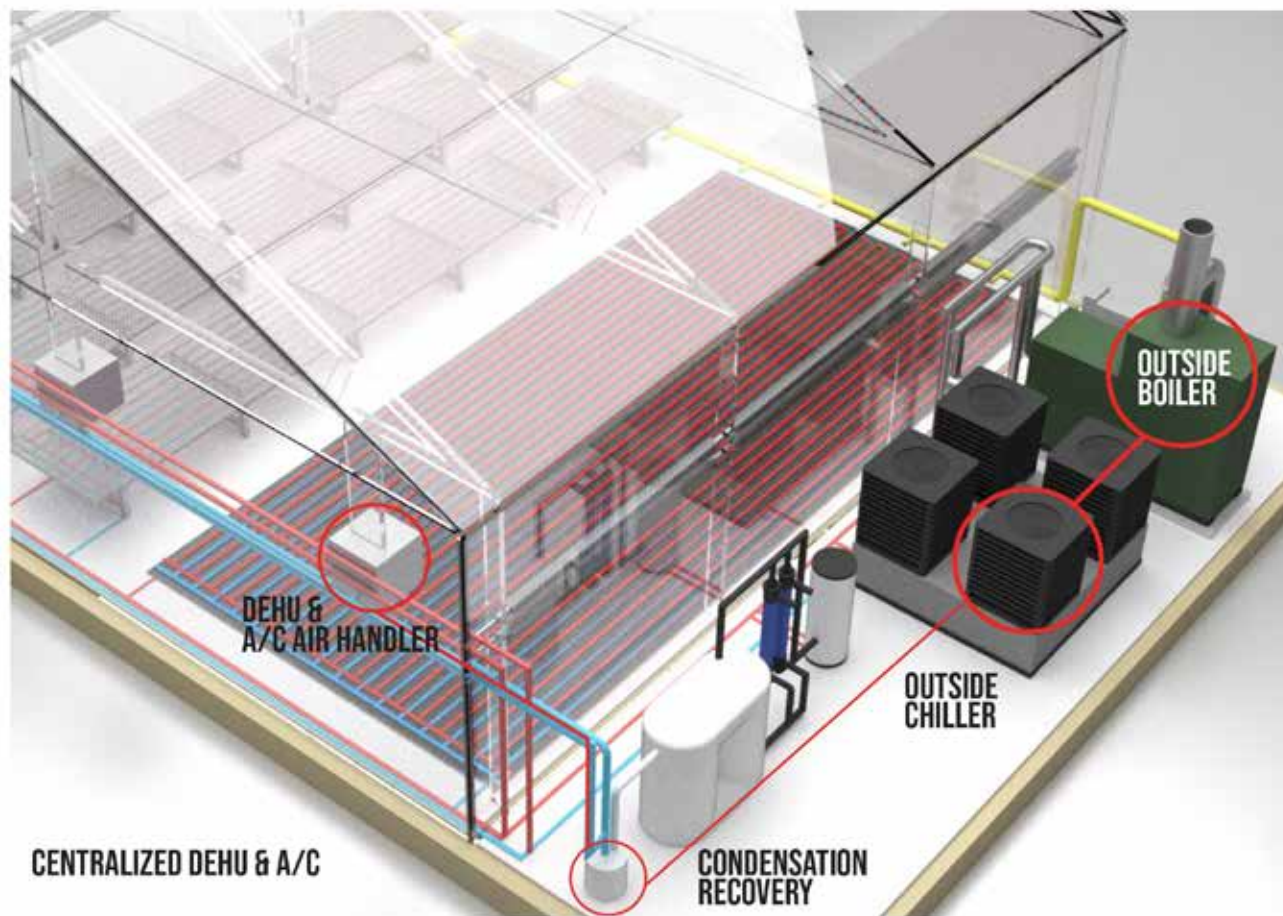


# BioTherm®

## Elements...Enhanced.

### BioTherm Climate Technologies - Air

BioTherm has proven systems designed to optimize the air inside your facility and ENHANCE your growing conditions so that even crops not normally grown in your region can flourish. They can take the temperature and humidity down just a touch, or they can close down the access to outside air and bring those factors way down. It is all in the design, and BioTherm's experienced team knows how to engineer and deliver systems made specifically for RUGGED cultivation environments using special air handlers or standalone dehumidifiers made of stainless steel.



#### Air Conditioning

BioTherm has a variety of greenhouse cooling technologies. Once chilled, water can be distributed with many space-saving options, including custom air handling units and the BioTherm Fin Pipe collection.



#### CO2 Enrichment

To help your plants grow and thrive, increasing CO2 levels within your greenhouse or indoor environment is essential. BioTherm's innovative systems utilize condensing boilers to achieve elevated CO2 levels and even distribution throughout your space.



#### Dehumidification

BioTherm's lineup of high performance, energy-efficient, free-standing dehumidifiers are designed to control damaging moisture and humidity in industrial buildings and greenhouses. Sizes range from 1-ton to 25-ton units.





 **BioTherm**<sup>®</sup>  
Elements...Enhanced.

**PROVIDING CULTIVATION  
CLIMATE TECHNOLOGIES SINCE 1980**

▲  
**BIOTherm  
ROLL'N GROW<sup>™</sup>  
HEATING MATS**

**1-800-GET-HEAT | [WWW.BIOTHERMSOLUTIONS.COM](http://WWW.BIOTHERMSOLUTIONS.COM)**





### Meters & Testers

#### Hanna® pH / EC / TDS Tester

A waterproof tester that offers high accuracy pH, EC/TDS and temperature measurements in a single tester! No more switching between meters for your routine measurements. This floating, waterproof combination tester has an easy to read, LCD and an automatic shut-off. pH and EC/TDS readings are automatically temperature compensated. Includes: HI 73127 pH electrode and HI 73128 electrode removal tool, batteries and instructions.



HIH198130

Min. Buy 1ea



#### Hanna® GroLine Waterproof Combo Meter for pH, EC, TDS

Designed to bring simplicity to nutrient testing, the HI9814 Portable GroLine Meter is designed specifically for Hydroponic growers. The specialized electrode combines 3 sensors in a single rugged probe featuring a polypropylene body, integrated temperature sensor, and cloth junction.



HIH19814

Min. Buy 1ea



#### Hanna® GroLine Waterproof Combo Tester for pH, EC, TDS

A slim, lightweight, and waterproof pocket tester that measures pH, conductivity (EC), TDS (ppm), and temperature. Simple, two-button meter operation and advanced features, including a selectable EC to TDS conversion factor (0.5 - 500 ppm and 0.7 - 700 ppm). for your essential testing.



HIH198131

Min. Buy 1ea



#### Hanna® GroLine Waterproof Hydroponic pH Tester

The GroLine HI98118 pH/temperature tester is our latest pocket meter for measuring the pH of a hydroponic nutrient solution. This modern looking meter is only 0.7" thick and extremely ergonomic, fitting comfortably in your hand. The HI98118 has a very large easy to read LCD display that shows both pH and temperature along with calibration, stability and low battery indicators.



HIH198118

Min. Buy 1ea



#### Hanna® Quick Calibration Solution for GroLine pH and EC Meters

A quick calibration solution for use with Hanna's GroLine pH and/or EC/TDS meters. Using the Quick Cal function found in compatible meters allows for a single point calibration for pH and/or conductivity sensors.



HIH150036P

Min. Buy 1ea



#### Hanna® HALO® Wireless Soil pH Meter

Our HALO® Wireless Soil pH Meter has a triple ceramic junction in the outer reference cell, built-in temperature sensor, and the conic pH sensing tip making it ideal for pH measurements in soil samples. All readings are transmitted directly to your Apple or Android device or the edge®blu.



HIH12922

Min. Buy 1ea



#### Hanna® pH 4.01 and 7.01 Calibration Buffer Sachets

A set of premium quality pH 4.01 and 7.01 calibration buffer solutions that is NIST traceable and supplied with a Certificate of Analysis. Each sachet has the lot number and expiration date stamped on it and is made of light block foil ensuring freshness each time one is opened.



HIH174009

Min. Buy 1ea



#### Hanna® Alkalinity Test Kit

A chemical test kit that measures alkalinity by titration with hydrochloric acid. This item supplied complete with all of the reagents and equipment necessary to perform approximately 110 tests. Pre-made reagents for ease of use. Reagents marked with expiration date and lot number for traceability.



HIH13811

Min. Buy 1ea



#### Hanna® Electrode Storage Solution

To minimize clogging and ensure fast response time, always keep the glass bulb and the junction of your pH electrode moist. Store the electrode with a few drops of HI 70300 storage or pH 7 buffer solution in the protective cap.



HIH170300L

Min. Buy 1ea



#### Hanna® EC Solution

The 1413 µS/cm calibration solution is best suited for general use. This solution is also available in combined kits with HANNA® pH 7 buffer for easy calibration of multiparameter instruments.



1,413 µS/cm  
HIH17031L

Min. Buy 1ea



#### Hanna® 4.01 pH Buffer Solution

Solution is prepared according to precise formulas and is standardized with a pH meter calibrated according to the NIST standards. Batch number, expiration date and correlation table between pH and temperature included.



500mL

HIH17004L

Min. Buy 1ea



#### Hanna® 7.01 pH Buffer Solution

pH 7.01 is the most widely used among all buffer solutions. Solution is NIST standardized.



500mL

HIH17007L

Min. Buy 1ea





# Link4 CORPORATION

## Greenhouse Ventilation

### Link 4 Corporation

This advanced line of greenhouse controllers provides complete cloud-based monitoring and adjustment of all equipment (heaters, vents, fans, irrigation, supplemental lighting) regardless of greenhouse size or type. Customized solutions can be created based on each customer's individual needs.

### iDoser

#### Automated Fertigation

Total control of dosing and irrigation from one centralized location. Integrated irrigation scheduling, accurate nutrient recipes, safety monitoring, alarms, EC and pH management.



### iGrow 1800

#### Advanced Climate Control

Sophisticated and flexible precision environmental control with ease of use through a straight forward interface.



### Link4 iPonic Commercial Controller

Unlike most controllers on the market, the iPonic Commercial controller allows total flexibility using software-based intelligence. This means that you can program all functions together and eliminate multiple controllers for multiple functions – the iPonic does it all: Fuzzy Logic CO2, light timer, irrigation, temperature, humidity, recycle timers, vent fans, high temperature shut-off, central air conditioning and heating – even add your own custom devices. This also means that you can change devices on the fly – add or delete devices to match the equipment in your grow house in minutes.



#### Dual Zone

L4995360208

Min. Buy 1ea

### Link4 iPonic Alert Hydroponic Alarm

A cloud-based monitoring and alarm system. With simple plug-and-play functionality, any grower can learn what is going on in their grow room – from any Internet connected device. The iPonic Alert is ideal for the cultivator that is satisfied with their current controls, but wants the extra assurance of push notifications sent to their smart phone in the event anything should go wrong.



#### Dual Zone

L4990070102

Min. Buy 1ea

### Link4 iGrow 800 Greenhouse Controller

Get real-time energy use and track run-time on greenhouse heating and cooling equipment with this easy-to-use controller system.



L4990080002

Min. Buy 1ea



## Fertilizer Injectors

### Dema® Low-Medium Flow Fertigation

The TF5, Low Medium Fertigation series is designed for low to medium water flow for fertigation, pesticide and other in-line additives. They are intended for typical fertilizers, pesticides and agriculture or irrigation additives. They are not designed for strong acids alkaline or solvents. The TF5 is designed for water flow up to 22gpm (5 m³/h). Operates up to 22gpm and have 1" NPT threaded connection for in-line mounting.



#### TF5

DEMTF5-0020N/OFF Min. Buy 1ea



## Water Powered Proportioners

### MixRite

#### Dema® MixRite

Used to inject fertilizers, nutrients, sanitizers, herbicides, fungicides and insecticides. Remains proportional with changes in water pressure and flow. Various sizes for different flow rates from 1 to 110 gpm. Multiple chemical injection rates up to 10% in certain models.



# Kase Horticulture

## Other Equipment



### B-Line Flat and Pot Filler (Model 5343)

The B-Line is the most popular Kase Flat Filler, supporting the container sizes used by most greenhouses and nurseries. It is ideal for peat moss-based soils, is easy to operate, quiet and easily maintained.

With its generous 1.5-yard hopper, the B-Line offers a production rate up to 1,200 flats per hour, and it handles containers up to 18in wide x 12in tall. Feed your B-Line with a Kase 3561 Gobbler or 3538 Small Bale Buster.

Additional Filler Models include the high production N-Line, large capacity Super-B, and Minor-B for plug trays and smaller containers.



### Gobbler (Model 3561)

The Gobbler is designed to process large 135 cu. ft. compressed bales (as well as smaller bales) into a fluffed and moistened potting soil, with a production rate up to 75 cubic yards per hour. The hydraulic lift gate platform is easily loaded via forklift or pallet jack. Basic start/stop controls or automated sensors allow the Gobbler to integrate with other processing equipment, such as a Kase Filler or 4300 Series Soil Conveyor. The Optional TopHopper dispenses an amendment of your choice directly into soil as it is processed through the Gobbler.



### Modular Belt Conveyors (4100 Series)

If you are looking for versatility and portability without sacrificing durability, the Kase Modular Conveyor's simple design allows these conveyors to be easily networked to cover extended distances without sacrificing power. Conveyors are available with 10" and 15" wide belts and variable speed or reversing controls. Optional adjustable height stands are available to suit your production line.

### Soil Mixers (3400 Series)

Kase offers four sizes of Batch Mixers to meet your needs for rapid, complete and uniform soil mixing. The 3/4 yard unit has a center discharge, while all other Kase Mixers have an end discharge. Each Mixer includes a spray apparatus for moistening soil and a safety grate with splash guard shielding the top of the unit. The 2 and 4 yard models incorporate a bolted replaceable bottom barrel, available in heavy duty abrasive resistant material.



### Kase Water Tunnel

Watering Tunnels are used to water plant material that is planted in flats, pots, hanging baskets or other containers. Watering tables have smaller Drip Nozzles placed over the conveying unit to moisten plug trays. Watering Tunnels have water Spray Nozzles. They are self-contained using an open mesh Polyethylene conveying belt to move the product thru the machine at a variable speed rate, which is selected by the operator. The adjustable speed feature will help control the amount of water that is dispensed on your plant material. Different size nozzles are available also to control the amount of water flow. These units have water drip pans to catch all of the excess water into a drain at one end of the unit, which may be plumbed into an existing drain. The collection pans are longer than the spray area to catch the excess spray and have a area to place the plant material on the unit and an area to take the plant material away. Features: Stainless steel enclosure, Quad spray heads variety of nozzle size available, High impact poly chain and sprockets, Electric operated solenoid valve, Brass Ball Valve, Stainless slide racks Optional electronic control of water spray Variable drive speed Water Volume: 4gpm to 16gpm Belt Width: 12in, Maximum Flat Width: 16, Adjustable Height of Conveyor: 24in to 36in.



KASE2211

Min. Buy 1ea

## Other Equipment

### Kase Production Lines

With over thirty years of experience designing and manufacturing Horticulture equipment, Kase provides custom solutions like the large pot Filling Lines and Mix Line shown below. Visit [kaseworks.com](http://kaseworks.com) to see the full line of Kase Horticulture equipment.







### Wheelbarrows & Carts

#### Millside Industries® Plastic Deck Wagon

Deck is made of an attractive green, high impact polypropylene material. The poly anti-tip steering provides effortless turning and the handle is long with a comfort-grip. The deck has a 4in high cargo lip all the way around to help keep items in place. All the metal framework has a black powder-coated finish for durability.



**20in x 38in Deck / 4in x 10in Flat Free Tires**

**MSI03548FF** Min. Buy 1ea

**20in x 38in Deck / 4in x 10in Pneumatic Tires**

**MSI03548** Min. Buy 1ea

**20in x 38in Deck / 4in x 10in Pneumatic Tires**

**MSI03562** Min. Buy 1ea



#### Millside Industries® Heavy-Duty Express Wagon

Wagon has beefy pneumatic tires for a gentle quiet ride. The comfortable, large, easy-grip D-handle and metal anti-tip steering provides effortless movement and turning. Easily remove the hardwood racks if they are not needed for the job at hand.



**20in x 38in Deck / 4in x 10in Pneumatic Tires**

**MSIHDW** Min. Buy 1EA



#### Millside Industries® Metal Deck Wagon

Ideal for garden centers, greenhouses and nurseries. Easily hauls anything that needs relocated. The long easy-grip metal handle and metal anti-tip steering provides effortless movement and turning and the 2in high cargo lip around deck helps to keep items in place. Each cart has a deep green powder-coated finish for durability.



**20in x 38in Deck / 4in x 10in Flat Free Tires**

**MSI20X38WFF** Min. Buy 1ea

**24in x 48in Deck / 4in x 10in Flat Free Tires**

**MSIEFRWGFF** Min. Buy 1ea

**24in x 48in Deck / 4in x 10in Pneumatic Tires**

**MSIEFRWG** Min. Buy 1ea



#### Millside Industries® 2-Wheel Metal Push Cart

Ideal for garden centers, greenhouses and nurseries. Easily hauls anything that needs relocated. The long, easy-grip, metal handles provides effortless movement and turning and the 2in high cargo lip around deck helps to keep items in place. Each cart has a deep green powder-coated finish for durability. Can carry 300lbs.



**24in x 48in Deck / 16in Pneumatic Tires**

**MSI2WGC** Min. Buy 1ea



#### Millside Industries® Flat Free Wheel

Replacement wheels with white hub. 10in with 5/8in bearings.



**4in x 10in**

**MSI02211FF** Min. Buy 1ea



### Sprayers, Spreaders & Dusters

#### Jacto Battery Backpack Sprayer

The Jacto PJB16 is the most innovative sprayer in its class. It features a long-life lithium-ion battery, digital display with soft touch buttons, 5 pressure settings, pace meter, battery level indicator, onboard diagnostics, auto shut off and lockable pressure setting. The Jacto PJB16 allows the user to select 5 different pressure settings. This makes the PJB16 sprayer capable of spraying herbicides, using low pressures to reduce drift and insecticides and fungicides normally applied with higher pressures for finer droplets and improved coverage. The PJB16 diaphragm pump produces 0.61gpm which is almost 60% higher than that of the competitors. The pump is protected by a suction filter to reduce the possibility of pump damage and clogging caused by impurities in the solution. The pump uses an internal pump micro pressure switch that turns the pump on when a pressure drop is seen and turns the pump off when the spray is stopped. The Jacto PJ16 sprayer is the only battery-powered sprayer that uses a Venturi, in tank, agitator to keep the chemical in solution. Ideal for use with whettable powders and other agrichemicals. The agitator lever is easily accessed even with the sprayer on your back.



**4gal**

**JACPJB16** Min. Buy 1ea





## Greenhouse Heaters

### Modine Effinity™ High Efficiency Natural Gas Heater

At 93% thermal efficiency, Modine's Effinity93® condensing unit heater features the highest efficiency available in North America for gas-fired unit heaters. This industry leading efficiency is a result of the coupling of the Conservicore® secondary heat exchanger technology with robust tubular primary heat exchanger design. The Conservicore® technology features a secondary recuperative heat exchanger fabricated from AL29-4C® stainless steel. This material is superior to other lower grades of stainless steel and aluminum, resulting in outstanding ability to withstand the corrosive environment of condensing gas fired equipment. The separated combustion units draw combustion air from outside to ensure that the unit will always have plenty of fresh, clean air for combustion while increasing the overall heating efficiency. Venting material to be used is PVC, an extremely cost effective vent system.

	PTC Model Sizes									
	55 <sup>3</sup>	65 <sup>3</sup>	85 <sup>3</sup>	110 <sup>3</sup>	135	156	180	215	260	310
<b>BTU/Hr Input<sup>1</sup></b>	55,000	65,000	85,000	110,000	135,000	155,000	180,000	215,000	260,000	310,000
<b>BTU/Hr Output<sup>1</sup></b>	51,150	60,450	79,050	102,300	125,550	144,150	167,400	199,950	241,800	288,300
<b>Condensate Production (Gal/Hr)</b>	0.3	0.4	0.5	0.7	1.0	1.1	1.3	1.6	1.9	2.3
<b>Entering Airflow (CFM) @ 70°F<sup>2</sup></b>	1097	1141	1650	1750	2160	2600	3020	3865	4585	5400
<b>Air Temp Rise (°F)</b>	43	49	44	54	54	51	51	48	49	49
<b>Max. Mounting Height (ft)<sup>2</sup></b>	12	12	13	13	14	18	15	17	20	19
<b>Heat Throw (ft) @ Max. Mtg. Height</b>	43	43	48	46	51	62	53	60	70	67

**1** - Ratings shown are for elevations up to 2,000ft. For elevations above 2,000ft, ratings should be reduced at the rate of 4% for each 1,000ft above sea level. Reduction of ratings requires use of a high altitude kit.

**2** - Data taken at 65°F ambient and unit fired at full-rated input. Mounting height as measured from bottom of unit, and without deflector hoods

**3** - Also certified for residential installations.



**PTC215AS-0111 / 215,000 BTU/Hr Input, 199,950 BTU/Hr Output, Air Temp Rise 48° F, 60ft Heat Throw @ Max Mounting Height of 17ft**

**MODINPTC215AS-0111** Min. Buy 1ea

**PTC215SS-0111 / 215,000 BTU/Hr Input, 199,950 BTU/Hr Output, Air Temp Rise 48° F, 60ft Heat Throw @ Max Mounting Height of 17ft**

**MODINPTC215SS-0111** Min. Buy 1ea

**260,000 Btu/hr Input - Natural Gas**

**MODINPTC260AS-0111** Min. Buy 1ea

**260,000 Btu/hr Input - Natural Gas**

**MODINPTC260SS-0111** Min. Buy 1ea

**310,000 Btu/hr Input**

**MODINPTC310AS-0111** Min. Buy 1ea

**310,000 Btu/hr Input - Natural Gas**

**MODINPTC310SS-0111** Min. Buy 1ea

**310,000 Btu/hr Input - Propane Gas**

**MODINPTC310AS-0121** Min. Buy 1ea




Corrosion-resistant Conservicore™

Contractor Convenience Package for easier installation and troubleshooting


Quick connection for combustion air

Quick connection for PVC-vented exhaust air

Condensate drain



The Effinity<sup>93</sup> condensing unit heater utilizes a bent tube heat exchanger and is ready for quick PVC pipe connections.



### Modine Effinity® Blower Units are Now Available!

Built on the same successful platform as the Model PTC, these models include the same great features with the application flexibility of a blower unit heater.

### Exclusive Conservicore™ Technology

Designed specifically for the highly corrosive environments found in greenhouses, Modine's Conservicore technology features a high-grade stainless steel secondary heat exchanger built to withstand acidic condensate. The result? Significantly longer heater life when compared to competitive units built with aluminum secondary exchangers.



### Greenhouse Heaters

#### Modine Low Profile Natural Gas Heater

The Hot Dawg® heater is efficient and economical and can be used in parking lot houses, potting rooms, garages and even warehouses. May be installed just one inch below the ceiling. Features: 82% thermal efficiency, quick, easy install with knockouts for access to gas and electricity, power vented propeller, standard power exhauster allows the unit to be vented vertically or horizontally and 100% shut-off with continuous retry.



**125,000 Btu/hr Input**  
**MODINH125SS-0111** Min. Buy 1ea



#### Modine Efinity93 High Efficiency Natural Gas Heater

A fully condensing unit heater. Condensing technology that allows it to have an efficiency rating of 93% thermal efficiency. A well-engineered, complete package capable of heating large environments while keeping heating bills low and requiring minimal maintenance. 93% thermal efficiency. Separated combustion.



**110000 BTU**  
**MODINPTC110AS-0111** Min. Buy 1ea  
**215000 BTU**  
**MODINPTC215AS-0121** Min. Buy 1ea



#### Modine High Efficiency LP Heater

This power vented propeller heater is inexpensive to install, easy to use and offers excellent in-service economy. Features include: thermal efficiency of 83%, power exhaust that can be rotated 180 degrees, 100% shut-off, intermittent pilot-ignition system with continuous retry and a safety pressure switch to assure safe venting conditions. Designed with aluminized steel heat exchanger/burner, 115V/60Hz/1 phase power and 115V/24V IPI, 1 stg, natural gas.



#### 115V/60Hz/1 Phase Power & 115V/24V IPI 1 Stage Natural Gas



**150,000 Btu/hr Input**  
**MODINPDP150AE0130** Min. Buy 1ea

**175000 BTU**  
**MODINPDP175AE0130** Min. Buy 1ea

**200,000 Btu/hr Input**  
**MODINPDP200AE0130** Min. Buy 1ea

**250,000 Btu/hr Input**  
**MODINPDP250AE0130** Min. Buy 1ea

**250,000 Btu/hr Input**  
**MODINPDP250AE0185** Min. Buy 1ea

**300,000 Btu/hr Input**  
**MODINPDP300AE0130** Min. Buy 1ea

	HD Model Sizes						PDP Model Sizes						
	30	45	60	75	100	125	150	175	200	250	300	350	400
<b>BTU/Hr Input<sup>1</sup></b>	30,000	45,000	60,000	75,000	100,000	125,000	150,000	175,000	200,000	250,000	300,000	350,000	400,000
<b>BTU/Hr Output<sup>1</sup></b>	24,600	36,900	49,200	61,500	82,000	102,500	124,500	145,250	166,000	207,500	249,000	290,500	332,000
<b>Entering Airflow (CFM) @ 70°F<sup>2</sup></b>	505	720	990	1160	1490	1980	2180	2550	2870	3700	4460	4870	5440
<b>Air Temp Rise (°F)</b>	44	46	45	48	50	47	51	51	52	50	50	53	54
<b>Max. Mounting Height (ft)<sup>2</sup></b>	10	10	12	14	12	16	16	17	15	19	21	20	19
<b>Heat Throw (ft) @ Max. Mtg. Height</b>	25	27	36	38	42	56	55	59	51	67	74	70	69

#### Modine Tubular Natural Gas Heater

Well suited to greenhouse applications with its corrosion resistant heat exchanger but can still perform well other environments. Tubular heat exchanger design. Stainless steel heat exchanger protected by a full 10-year warranty. Electric knockouts. Permanently lubricated motor. Power venting system. Baked polyester paint, providing excellent corrosion resistance and durability. 80% thermal efficiency.



**150,000 BTU**  
**MODINPTP150SS-0111** Min. Buy 1ea  
**175,000 BTU**  
**MODINPTP175SS-0111** Min. Buy 1ea  
**200,000 Btu/hr Input**  
**MODINPTP200SS-0111** Min. Buy 1ea  
**200,000 BTU**  
**MODINPTP200SS-0121** Min. Buy 1ea  
**250,000 Btu/hr Input**  
**MODINPTP250SS-0111** Min. Buy 1ea  
**250,000 Btu/hr Input**  
**MODINPTP250SS-0121** Min. Buy 1ea  
**300,000 Btu/hr Input**  
**MODINPTP300SS-0111** Min. Buy 1ea  
**300,000 Btu/hr Input**  
**MODINPTP300SS-0121** Min. Buy 1ea  
**350,000 Btu/hr Input**  
**MODINPTP350SS-0111** Min. Buy 1ea  
**400,000 Btu/hr Input**  
**MODINPTP400SS-0111** Min. Buy 1ea





### Pot Covers & Foil

#### Nichols All Natural Kraft Wet Strength Water Resistant Paper Sleeve

Protect plants from damage and the elements. Made of the highest quality brown paper. A special formula glue is used in the manufacturing of these sleeves to give a superior bond. Sleeves are nested in tens and carton packed.



**For 4in-4.5in Pot, 5in Bottom W x 13in Top W x 18in H**  
**NICS418A** Min. Buy 1ea



**For 6in-6.5in Pot, 7.5in Bottom W x 24in Top W x 24in H**  
**NICS624D** Min. Buy 1ea

**For 6in-6.5in Pot, 8in Bottom W x 20in Top W x 24in H**  
**NICS624B** Min. Buy 1ea

**For 6in-6.5in Pot, 8in Bottom W x 21in Top W x 30in H**  
**NICS630A** Min. Buy 1ea

**For 6in-6.5in Pot, 8in Bottom W x 24in Top W x 30in H**  
**NICS630B** Min. Buy 1ea

**For 6in-6.5in Pot, 8in Bottom W x 24in Top W x 36in H**  
**NICS636A** Min. Buy 1ea



**For 7in-7.5in Pot, 9in Bottom W x 24in Top W x 30in H**  
**NICS730B** Min. Buy 1ea

**For 7in-7.5in Pot, 9in Bottom W x 24in Top W x 36in H**  
**NICS736A** Min. Buy 1ea



**Fits 8in-9in Pots, 10.5in Bottom W x 30in Top W x 42in H**  
**NICS842A** Min. Buy 1ea

**Fits 8in-9in Pots, 10.5in Bottom W x 34in Top W x 36in H**  
**NICS836C** Min. Buy 1ea



**For 10in Pot, 13.5in Bottom W x 24in Top W x 24in H, 500cs**  
**NICS1024A** Min. Buy 1ea

**For 10in Pot, 13.5in Bottom W x 30in Top W x 36in H**  
**NICS1036A** Min. Buy 1ea

**For 10in Pot, 14in Bottom W x 30in Top W x 48in H**  
**NICS1048A** Min. Buy 1ea





**MOTOROLA SOLUTIONS**  
BUSINESS RADIO RESELLER

# DISCOVER THE POWER OF COMMERCIAL.

**ASK YOUR BFG REP  
FOR A QUOTE TODAY.**

## ***Now available at BFG!***

Discover the Power of Motorola Solutions Commercial Two-Way Radios.

Built tough, these radios are durable and made to stand up to every day wear and tear and go the distance. BFG is now selling EVX, SL, BPR, and CP Series Commercial Two-Way Radios.

Ask your rep how you can get a quote or request a demo today!

Speaker Mics and  
Multi-Unit Chargers  
available



**WATERPROOF!**  
EVX SERIES

**EVX SERIES**



**SL300 SERIES**



**BPR40 SERIES**



**CP185 SERIES**



**CP100d SERIES**



**CP200d SERIES**

MOTOROLA, MOTO, MOTOROLA SOLUTIONS and the Stylized M Logo are trademarks or registered trademarks of Motorola Trademark Holdings, LLC and are used under license. All other trademarks are the property of their respective owners © 2021 Motorola Solutions, Inc. All rights reserved.





## Other Equipment

### Motorola® DTR Series Digital Two-Way Radio

With Motorola Solutions DTR Series radios, digital on-site communication is easier and more reliable than ever. Your team can communicate quickly, solve problems rapidly and address unexpected situations – ultimately improving operational efficiency and customer satisfaction. Enhanced features include a slim, rugged design that is simple, yet powerful. Crisp, clear audio and wide-area coverage keep employees connected and accountable wherever they are. An intuitive navigation menu ensures ease-of-use. Motorola Solutions' DTR Series radios are the perfect partner for your business – delivering all the benefits of reliable digital communications.



**Operates on 900 MHZ with 30 Channels**  
**PMIDTR600** Min. Buy 1ea



### Motorola® DLR Series Digital Two-Way Radio



**Operates on 900 MHZ / 2 Channels / Covers up to 300,000sq ft or 25 floors indoors / Battery life up to 14 hours per charge / Not Compatible with analog radios (CLS, XTN, RM or RDX)**  
**PMIDLR1020** Min. Buy ea



**Operates on 900 MHZ / 6 Channels / Covers up to 300,000sq ft or 25 floors indoors / Battery life up to 14 hours per charge / Not Compatible with analog radios (CLS, XTN, RM or RDX)**  
**PMIDLR1060** Min. Buy ea



### Motorola® CLS Series Two-Way Radio

Durable but lightweight, this two way radio delivers versatility of expanded communications by enhancing safety and security, improving response time and maximizing productivity. With little or no training required, these two way radios are remarkably simple to use, making them ideal for high employee turnover industries. FCC license is required.



**1 Watt 1 Channel UHF Radio / Covers up to 200,000sq ft or 15 floors indoors / Battery life up to 14 hours per charge / 2 Year Warranty**  
**PMICLS1110** Min. Buy 1ea



**1 Watt 4 Channels UHF Radio / Covers up to 200,000sq ft or 15 floors indoors / Battery life up to 14 hours per charge / 2 Year Warranty**  
**PMICLS1410** Min. Buy 1ea



### Motorola® RM Series Two-Way Business Radios

RM Series two-way radios have the business smarts to help you work better together. They combine outstanding quality with excellent affordability. With crisp, clear audio throughout the workplace and exceptional durability, RM Series radios won't quit in high noise, harsh conditions and hard use. The RM Series meet Military Standard 810C, D, E, F plus G and IP54/55 standards. These radios undergo Motorola's unique Accelerated Life Testing (ALT). This rigorous laboratory testing simulates up to 5 years of field use, including: blowing rain, vibration, salt, fog, blowing dust and extreme temperatures. Features: 4 or 8 CHANNELS, Channel Aliasing with Announcements - Assign each channel a user customized channel announcement to confirm which channel you are on, NOAA Weather Radio Channels - Dedicate a channel to monitoring weather and be automatically notified when there is an alert, Business Exclusive Frequencies - Operates 27 VHF Frequencies, and 89 UHF Frequencies, Long Battery Life - Ships with a standard lithium ion battery which lasts up to 15 hours, FCC License is required, 2 Year Warranty.



**Covers up to 220,000sq ft / 8 Channels**  
**PMIRMV2080** Min. Buy 1ea



**Covers up to 250,000sq ft / 4 Channels**  
**PMIRMU2040** Min. Buy 1ea



**Covers up to 250,000sq ft / 8 Channels**  
**PMIRMU2080** Min. Buy 1ea



### Motorola® RDX Series Two-Way Radio

Two-way radio operates on 89 Innovative business-exclusive UHF frequencies. The default factory programming on this RDX radio is set to operate in 12.5kHz mode. Enhanced audio quality, a rugged design and versatile customer programming software, make this radio an exceptional choice for all of your on-site business needs.



**Covers up to 300,000sq ft / 10 Channels / 18.5 Hours Battery Life / 4 watt / 2 year warranty**  
**PMIRDU4100** Min. Buy 1ea



**Covers up to 350,000sq ft / 10 Channels / 18.5 Hours Battery Life / 5 watt / 2 year warranty**  
**PMIRDV5100** Min. Buy 1ea



### Motorola® Rechargeable Battery

A standard Original Li-Ion battery for two-way portable radios.



**RDX Series Battery**  
**PMIRLN6351** Min. Buy 1ea



**DTR Series Battery**  
**PMI53963** Min. Buy 1ea



**DLR Series Battery**  
**PMIHKN4013** Min. Buy 1ea






**MOTOROLA SOLUTIONS**

Authorized Business Radio Reseller

**Other Equipment**
**Motorola® Multi Unit Charging Tray**

Keep your workstation organized with the universal multi-unit charger. Six-radio charger unit charges up to six two-way radios at one time. Charges in six hours.


**RDX series / 6 unit**
**PMIRLN6309** Min. Buy 1ea

**RM series / 6 unit**
**PMIPMLN6384** Min. Buy 1ea

**CLS series / 6 unit**
**PMI56531** Min. Buy 1ea

**DTR series / 6 unit**
**PMI53960** Min. Buy 1ea

**Motorola® Swivel Earpiece**

This earpiece features an in-line microphone and push-to-talk button that makes communication easy when your radio is not readily accessible.


**w/ Clip PTT**
**PMIHKLN4604** Min. Buy 1ea

**Motorola® Heavy-Duty Spring Action Belt Clip**

Provides extra durability for your portable two-way radio.


**PMIRLN6307** Min. Buy 1ea

**Motorola® Swivel Belt Holster**

This carry holster features a swivel clip that lets you rotate your radio into a comfortable position.


**RM Series**
**PMIHKLN4510** Min. Buy 1ea

**PMI53961** Min. Buy 1ea

**Ridder PolyDrive** The new Drive standard for Poly Greenhouses

The Ridder PolyDrive (RPD) is a compact and lightweight motor gearbox with an integrated limit switch system for driving manually-controlled or climate-controlled ventilation and screen systems in poly greenhouses. The quick and easy-to-install Ridder PolyDrive is rainproof and windproof. The PolyDrive has a high protection class (IP55) and can be used in an ambient temperature of 0-60 °C.



- Specially designed for poly greenhouses
- Suitable for ventilation and screening
- Low Maintenance
- High quality and reliability
- Easy-to-program limit switch

**HortiMaX-Go!** Plug, Play and Grow!

Unique and distinctive, the HortiMaX-Go! was designed for growers starting out in protected cultivation and looking for an entry-level automation system. Utilizing the latest technology, this modern and affordable horticultural computer has touchscreen operation and includes all necessary software. Pay only for the components needed and should needs change, extra components can easily be added to the existing system.



- Irrigated Water and Climate Control
- "Smart Switch" Intelligent Functionality
- Modern User Interface
- Plug and Play Installation
- Customized Solution
- Access anytime, anywhere & on any device

**FertiMiX-Go!** Make Every Drop Count!

Open a whole new world of irrigation capabilities with the Ridder FertiMiX-Go! Ideal for growers seeking a basic, automatic fertigation system that is both affordable and easy to use. Imagine the possibility of controlling up to eight climate zones in your greenhouse with a host of start options, fertigation recipes and up to four programmable periods.



- Quickly save on water and fertilizers
- Achieve higher yields and a fast return on investment
- Always apply the best fertigation strategy for your needs
- Control up to eight climate zones



### Display Carts

#### Poly-Tex® Tri-Step Display

Create a cascading display of color.. The bench tops are 18in, 24in and 36in deep. Expanded metal benchtops are available. Optional 40in high purlin holds six 10in hanging baskets. Specifications: 73.25in L x 40in W x 44.5in H (With Optional Purlin 92in H).



**Includes Casters & Purlin**

**POLTXPX7020CP**

Min. Buy 1ea



**P.L. LIGHT SYSTEMS**

THE LIGHTING KNOWLEDGE COMPANY

### Greenhouse Lighting

#### PL HSE NXT2 HPS Luminaire 600W

Luminaire 600W.



**600W**

**PL1019376**

Min. Buy 1ea



#### P.L. Light Systems High Pressure Sodium (HPS) Bulb

400 watt high pressure sodium replacement bulb.



**400W Bulb**

**PL400W HPS PHILIPS ALTO**

Min. Buy 1ea



#### PL HortiLED Top 2.0 Daylight Dim

Luminaire 336W.



**HortiLED Top 2.0**

**PL1028490**

Min. Buy 1ea



### Need Assistance?

Do you require a  
special lighting design

### A Solution for Every Application

P.L. Light Systems offers a complete range of innovative horticultural lighting products across a variety of technologies. Their systems are designed to deliver optimal lighting performance for plant growth, and are built to the highest quality of production.

### BFG is Your Source

BFG Supply partners with P.L. Light Systems and can source what you need.

Contact your BFG Sales Representative for more information or a complete lighting design!

### Replacement Bulb

BFG has one of the most common items needed but did you also know we can design you a customized lighting design?



# PARsource

## Lighting



### PARsource® Phantom Commercial DE Attached Light System

The Phantom Commercial Double-Ended attached light system is one of the premium double-ended light systems in the PARsource line. Available in 750 and 1000 watts and multiple voltages, this attached system combines our premium variable wattage Phantom ballast with one of our double-ended reflectors and our high-PAR Agrosun DE high-pressure sodium lamp. The commercial-grade Phantom ballast is designed with a high-precision smart microprocessor, contributing to highly efficient operation and extremely reliable performance. It has five-way dimming capabilities: Super Phantom Commercial DE Open System Boost (up to 1150W lamp output).



#### Features:

- Sleek cast design and reflector arm allowing for easy replacement or changing of the reflector specular
- Premium European aluminum hammertone reflectors for higher efficiency and maximum PAR output
- Five-way dimming capabilities
- Diagnostic LED status indicators and built-in protection shut-offs
- Premium Agrosun high PAR 2100  $\mu\text{mol/s}$  lamps
- Compatible with the Autopilot PX2 controller

#### Includes

- Phantom Commercial DE Ballast
- Open or enclosed reflector options.
- Available in voltages 120V to 480V.
- 8' power cord with plug



### PARsource® Phantom Dual 315W CMH Light System

The Phantom Dual CMH System is a highly versatile system that allows you to run a single 315W lamp or both at the same time for 630W of high-PAR CMH light. The dual reflectors can be used in the standard position or rotated 90 degrees downward to give a low-profile hanging configuration that is ideal for tight spaces. Multiple voltage, plug and spectrum options of 3100K and 4200K available.

**CMH = Ceramic Metal Halide with Philips Lamps**

**Output: 1344  $\mu\text{mol/s}$  at 3100K, Power Cord: 8' 120V 16/3 IEC**

**HYFPHMH601013 Min. Buy 1ea**

### Photobio-MX



680W / 1768 PPFD

### Photobio-T



330W / 846 PPFD

### Photobio-TX



680W / 1768 PPFD

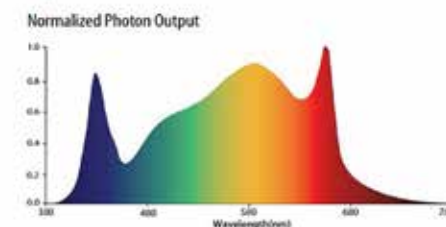
### PARsource® PHOTOBIO LED Fixtures

PHOTOBIO LED fixtures are designed for greenhouse and indoor CEA applications. Robust commercial designs combine with high efficiency S4 spectrum to provide more red, far-red and blue wavelengths that deliver vigorous vegetative growth and increased flowering. The spectrum provides ideal conditions for both human and plant health to deliver better working conditions and consistent crop quality. All fixtures will operate at 100V to 277V, and a variety of NEMA plug options are available.

#### Features:

Fixture Type	Horticultural LED
Spectrum	S4 Spectrum
Efficacy	2.6 $\mu\text{mol/joule}$
Input Voltage Range	100–277V
Lifetime	Q90: > 50,000hr
Optics	120° Primary Optics
Dimmable	0–10V
Driver	IP67 Driver
Operating Environment	Wet Location
Ingress Protection Rating	IP65
Warranty Period	5 Years

#### S4 Spectrum







**R3**  
RELIABLE  
REDISTRIBUTION  
RESOURCE.

## Worker Protection

### R3 Safety™ Ansell Canner & Handler Glove

Ideal glove for safety and dexterity in the food processing industry. Made with natural rubber latex with a pinked cuff style and pebble embossed grip design. Glove features excellent dexterity, tensile strength and elasticity. The 20mil thickness provides good chemical, snag, puncture and abrasion resistance. Complies with FDA food handling requirements.



**Size 10**

**R3220197035**

Min. Buy 1ea

### R3 Safety™ Best® Nitrile Disposable Gloves

Powder free disposable glove that features a 4mil thickness, rolled cuff for easy donning, blue textured finish and industry standard 9.5in length.



**Medium, 100pk**

**CCP97008-MED**

Min. Buy 1ea

**Extra Large, 100pk**

**CCP97008-XLARGE**

Min. Buy 1ea



### R3® Safety™ Chemical Resistant Glove

Versatile chemical protection that performs across a diverse range of applications. High performance nitrile compound provides an outstanding combination of chemical resistance and strength. Offers superior snag, puncture and abrasion protection over rubber or neoprene gloves. Features straight cuff and sandpatch grip. Suitable for heavy-duty cleaning applications. High levels of flexibility, comfort and dexterity. Won't swell, weaken or degrade, and does not promote contact dermatitis. Complies with FDA food handling requirements.



**XL - Box of 12**

**R33715510**

Min. Buy 1ea

### R3 Safety™ DuPont™ Tyvek® White Coverall

Attached hood, elastic wrists and ankles all provide an effective barrier against hazardous drip particles and light non-hazardous liquid splash. Comfort fit design offers greater range of movement. Includes serged seams and a nylon zipper.



**White - Medium**

**BMC31710485**

Min. Buy 1ea

**White - Large**

**BMC31710484**

Min. Buy 1ea

**White - Extra Large**

**BMC31710487**

Min. Buy 1ea

**White - 3XL**

**R331710489**

Min. Buy 1ea



### R3 Safety™ Moldex® 9000 Series Full Face Mask Respirator

Mask boasts an extra-wide viewing lens, with an over-molded flange design. At less than 13 ounces, the respirator is ultra-lightweight and has a convenient ratchet fastening strap system and a stand-away head harness that make putting the mask on and taking it off quick and easy. The strap tabs are securely molded directly to the flange for rugged use. It is completely free of metal parts, making it ideal for mines, refineries and other work environments where metal may be hazardous. Filters are sold separately.



**Medium**

**R3222290021**

Min. Buy 1ea

**Large**

**R3222290031**

Min. Buy 1ea



### R3 Safety™ Moldex® 7000 Series Reusable Half Mask Respirator

Light weight design plus extra-wide sealing area provides all-day comfort. Mask drops down for convenient storage around the neck or locks down for custom fit. Adjustable head cradle and curved neck buckles for extra comfort. Low profile, compact design allows a wide field of vision, fits well under welding helmets and with safety glasses. NIOSH approved. Filters sold separately.



**Medium**

**R3222270021**

Min. Buy 1ea



### Disposable Particulate N95 Respirator 14110444

Strong and rigid outer shell. Form-fitted mask. Molded nose bridge. Electrostatic non-woven polypropylene polyester fibers. Dual welded head straps. Latex free woven suspension straps. Lightweight construction. Soft inner lining for extended comfort. Hypo-allergenic.



**20/bx**

**R3341557865**

Min. Buy 1ea



### R3 Safety™ Moldex® Replacement Organic Vapors Filter Cartridge for Mask Respirator

100% PVC-Free® charcoal filter cartridge that can be used with both 7000 and 9000 series respirators. NOISH approved.



**d**

**R3222271001**

Min. Buy 1ea





## Labels, Signs & Laminators

### Greenhouse & Garden Center Label & Tag Printers

#### Printer Features:

- **Longer Ribbon (984ft vs. 244ft)**  
Save money with fewer ribbons & less changeovers
- **More Efficient Calibration**  
No labels or tags wasted
- **Integrated Unwinder**  
Supports both 1in & 3in cores
- **Faster Printer Speed**  
More labels & tags in less time
- **Adjustable Media Sensor**  
Supports gap, black mark and side & center notches
- **Practically Indestructible Keyboard**  
Full size, waterproof keyboard
- **Reduced Cost of Ownership**  
2 year Warranty! Print head – 6 months

#### Printer Models:

##### GC-Select STA

- GC-Select Printer & Keypad
- 3 Formats

##### GC-Select DLX

- GC-Select Printer & USB Cable
- Label Design Software – Basic

##### GC-Select Pro

- GC-Select Printer & USB Cable
- Label Design Software – Professional

##### GC-Select DLX TOTAL

- GC-Select Printer & Keypad
- Label Design Software – Basic
- 3 Formats

##### GC-SELECT PRO TOTAL

- GC-SELECT Printer and Keyboard
- Label Design Software – Professional
- 3 Formats

#### Total Select


##### Standalone plus PC Software

- Easily upgrade to Total Select from Standalone or PC Software.
- Quickly & conveniently print waterproof & UV Resistant labels & tags.



Three Label  
or Tag Formats  
Many More Available!

Many Colors  
Are Available for  
Most Labels & Tags



Prints Outdoor Vinyl  
Tags & Labels...  
Waterproof & Sun Resistant!

#### Printer Models:

Item	Description
1009158	GC Select-Sta - Stand Alone Printer
1009159	GC Select-DLX - Printer with PC Basic Software
1009161	GC Select-PRO - Printer with PC Pro Software
1009166	GC Select-DLX - Stand Alone Printer with Basic Software
1009168	GC Select-PRO - Stand Alone Printer with Pro Software

#### Labels:

Item	Description
1004901	3" x 2-3/8" White Waterproof Stick on Label 7,200/cs
1005827	0.75" x 5" White 4 Across Pot Stakes 6,000/cs
1005797	0.75" x 5" Yellow 4 Across Pot Stakes 6,000/cs
1005800	1" x 7" White Wrap Around Tags 8,400/cs
1005801	1" x 7" Yellow Wrap Around Tags 8,400/cs
1005808	1" x 10" White Wrap Around Tags 6,000/cs
1005787	1" x 10" Yellow Wrap Around Tags 6,000/cs
1005786	2" x 1" White Waterproof Stick-On Label 16,560/cs
1008310	4" x 2" White Waterproof Stick-On Labels 9,000/cs
1010709	4" x 2" Yellow Waterproof Stick-On Labels 9,000/cs
1007051	4" x 6" White Waterproof Stick-On Label 900/cs
1005788	0.50" x 3" White Waterproof Stick-On Plug Tray Label 5,000/cs
1011848	0.625" x 7" Wrap Around Tree Tag 12,600/cs

#### Ribbons:

Item	Description
1005841	3.3" x 244' Black Transfer Ribbon 12 Rolls/cs *For GC-1
1006393	GC-FLEX / SELECT Printer Ribbon (6 rolls/cs)

#### Pricing Gun:

Item	Description
1000075	Monarch Pricing Gun
1000441	0.75" x .5" Labels Outdoor for Monarch Price Gun 12,000/slv
1008575	Monarch Large Pricing Gun
1008573	Outdoor Waterproof Labels for Large Pricing Gun 8,000/slv

Ask Your BFG Sales Rep for Details & Pricing

## Greenhouse Ventilation

### Schaefer® Versa-Kool® H.A.F. Barrel Fan

Increase safety and productivity with Versa-Kool circulation fans. The patented guard design allows for greater air movement at very low noise levels. Improve air quality and working conditions by strategically placing Versa-Kool circulation fans using optional wall or ceiling mounts. The airflow ranges from gentle to powerful and the fans have the variable speed capability which allows you to select a perfect airflow pattern.

- Available in 8in to 24in diameters
- Extremely rugged guards and housings for long life
- Guard spacing and engineered blades result in greater air movement at lower noise levels
- Depth of front guard makes fan extremely safe, but not OSHA compliant if mounted below seven feet.
- Guards are powder coated over steel for corrosion resistance.
- Heavy-duty totally enclosed, maintenance free North American motors.
- Two-year limited warranty.



**12in Diam / 1.3/.65 Amps @  
115/230 Volts 60hz**

**SVEVK12**

Min. Buy 1ea



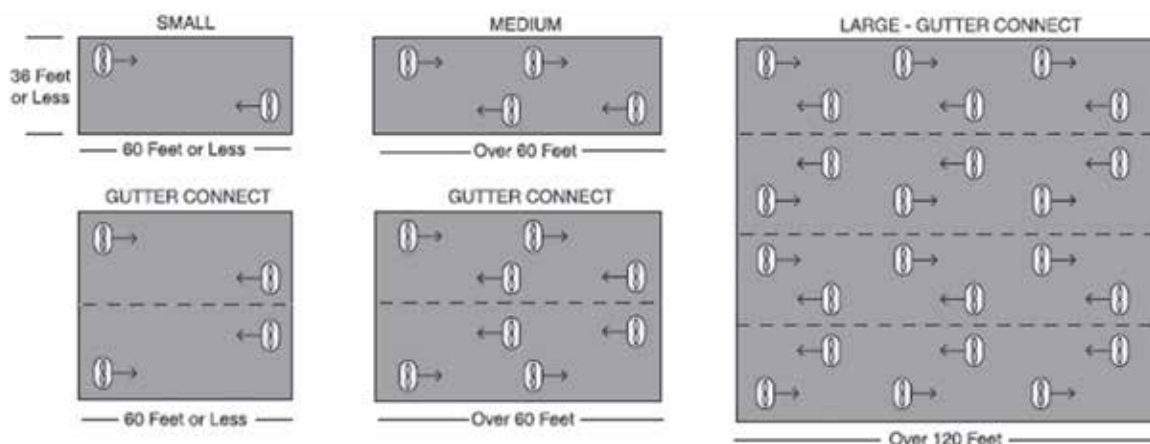
**20in Diam / 3.8/1.9 Amps @  
115/230 Volts 60hz**

**SVEVK20**

Min. Buy 1ea



### Typical Schaefer VK12 Pattern



### Schaefer® Shade Pole Inflation Blower

Shaded pole inflation blowers have forward curved wheels and energy efficient, open drip proof motors. These blowers are frequently used for inflating air between two layers of greenhouse polyethylene to provide better insulation.

#### Large Inflation



**148CFM - For Greenhouses Larger than 30x100**

**SVEB148**

Min. Buy 1ea



**148CFM - For Greenhouses Larger than 30x100**

**SVEB148-E**

Min. Buy 1ea

#### Small Inflation



**60CFM - For Greenhouses Less than 30x100**

**SVEB60**

Min. Buy 1ea



**60CFM - For Greenhouses Less than 30x100**

**SVEB60-E**

Min. Buy 1ea







## Greenhouse Ventilation

### Schaefer® Aluminum Shutter

Allow airflow in a single direction and are used as building air inlets to feed exhaust fans, or on exhaust fans to prevent air entry when the fan is not operating. Aluminum shutters are built tough for long life in the most demanding environments, all at an affordable price. Constructed of heavy-duty brushed aluminum for corrosion resistance and greater durability. Interlocking louvers for maximum weather protection and lightweight for high efficiency and easy installation. Tie bar to eliminate shutter flapping.



**60.5in W x 61in H**

**SVEWS-600**

Min. Buy 1ea



### Schaefer® Large Shutter Motor

For use with Schaefer shutters over 48 inch.



**SVESHUTTERMOTOR-LG**

Min. Buy 1ea



### Schaefer® Fiberglass Exhaust Fans

Schaefer's narrow profile, fiberglass housing exhaust fans are designed to exhaust a lot of air for a long time. All fans ship fully assembled and have self-adjusting belt tensioners and heavy-duty aluminum shutters installed.

#### Features:

- Available in 36in, 48in and 52in sizes
- Heavy-duty, totally enclosed, maintenance free and energy efficient motors
- Long life pillow block bearings
- Large radius fiberglass venturi for maximum airflow, long life and good looks
- Galvanized or stainless blades for high performance and long life
- Efficient and reliable spring belt tensioning system
- Two-year limited warranty; 15-year housing warranty



Fiberglass Exhaust Fans

### Schaefer® Direct-Drive Exhaust Fans Direct-Drive Shutter Style and Flush-Mount Exhaust Fans

Schaefer's high quality, long life, exhaust fans are a cost-effective way to exhaust air and moisture from most greenhouse facilities. Designed for low to medium volume exhaust airflow and suited for a broad range of facilities. Use PFM flush-mount exhaust fans for larger exhaust airflow requirements and to enable mounting the fan flush with the interior wall and exhausting through thicker walls.

#### Features:

- Available in 9in, 12in, 16in, 20in and 24in sizes
- Heavy-duty, totally enclosed, maintenance free and energy efficient motors
- PFM flush-mount style fans have polypropylene blades, rugged polyethylene housings and PVC or aluminum shutters for long life
- Two-year limited warranty; 25-year polyethylene housing warranty



Direct-drive flush-mount style variable speed\* exhaust fan




### Schaefer® Wet Wall Evaporative Cooling System

Ideal for cooling greenhouses, warehouses, and other large facilities. Schaefer's Wet Wall Evaporative Cooling Systems, in conjunction with Schaefer exhaust fans, provide up to 30°F of cooling for large volume buildings, from the evaporation of water from wet wall pads (evaporative media).

- Custom lengths and heights available.
- Up to 5-year pad life with proper pad maintenance.
- Choice of 1 Hp and ¾ Hp Gould™ pumps; 110V or 220V.
- Single- or multi-stage automatic controls available.
- Easy to install, operate and maintain.
- Water that does not evaporate is recycled through the pads; no wasted water.

### Wet Wall Pads/ Evaporative Media

Used in Schaefer Wet Wall Cooling Systems and wet wall systems from other manufacturers, wet wall pads are fluted cellulose pads designed for maximum airflow, maximum evaporation, structural strength and long life.



### Schaefer® Galvanized Slantwall Exhaust Fan

First choice of growers and other building owners looking for very low cost, high volume exhaust fans that flush-mount from inside the building and shed water and snow, once installed. Designed for high airflow and high efficiency and available in many sizes and configurations to meet application requirements. Fans ship fully assembled with aluminum inlet shutters, self-adjusting belt tensioner (on belt-drive models) and galvanized outlet guard. Cord not included.



**48in Diam / 8.4/4.2 Amps @ 115/230 Volts  
60/50hz / Phase 1 / 5 Wings**

**SVE48551**

Min. Buy 1ea



### Schaefer® Eventherm® Single Phase Thermostat

Automatic controls to control fans and heaters and optimize thermal comfort.



**4.5in W x 6 3/8in L x 3in H / 16 Amps @ 120/240  
Volts 60/50hz / Phase 1**

**SVET335TH420**

Min. Buy 1ea





## Sprayers & parts

### Greenhouse Heaters

#### Siebring Mfg Quantum Gas Heater

All controls are wired for installation. Alumina-Silica Refractor. Lightweight design offers versatile mounting options (ceiling or floor). Designed to work with a horizontal air flow pattern in large buildings. High fuel efficiency.



**Model QT180 - 180,000 BTU / Natural Gas / 3.5in W.C. / 36in W x 41in L x 50in H / 1/3hp Motor / 24in Prop**

**SMKQT180 NG** Min. Buy 1ea



#### Siebring Mfg Oil Furnace

All controls are wired for installation. Alumina-Silica Refractor. Lightweight design offers versatile mounting options (ceiling or floor). Designed to work with a horizontal air flow pattern in large buildings. High fuel efficiency.



**200,000 BTU / 1.25gph / 26in W x 77in L x 38in H / 3/4hp Motor / 2800cfm Blower**

**SMKHM203** Min. Buy 1ea

**400,000 BTU / 2.75gph / 47in W x 85in L x 45in H / 1hp Motor / 3600cfm Blower**

**SMKHM404** Min. Buy 1ea



#### Siebring Mfg Mist 'R Drencher Sprayer

Quick connect for draining or washing polyethylene tank (lid included). Ball bearing mounted hose reel for 250ft payout and rewind. Includes 3 piece nozzle for high or low misting, 1 drenching water breaker screen nozzle, 2 18in wands and 1 12in wand, 1 12in curved (hook) extension for hanging baskets, back flush connector for easy cleaning, 0 degree to 15 degree pressure nozzle and 100ft wire braid hose. Has hose reel and high pressure gun. Constant agitation suspends wettable powders.



**Electric or Gas / 800psi / 3gpm Flow / 10in "No Flat" Tires**

**SMKMD83BW** Min. Buy 1ea



#### Siebring Mfg Kruser Sprayer

Features bottom tank drain and sump in tank for maximum usage. Includes a mist nozzle assembly, an 18in wand and 100ft 1/4in wire braid hose. Has hose reel and high pressure gun. Constant agitation suspends wettable powders.



**Gas / 750psi / 1.5gpm Flow / 10in "No Flat" Tires / 25gal Poly Tank / 4hp Gas Engine**

**SMKKS-750-100** Min. Buy 1ea



**Electric / 750psi / 1.5gpm Flow / 25ft Electrical Cord / 10in "No Flat" Tires / 25gal Poly Tank**

**SMKKS750-125** Min. Buy 1ea



## SENSAPHONE<sup>®</sup>

### REMOTE MONITORING SOLUTIONS

#### Other Equipment

#### Sensaphone<sup>®</sup> Monitoring System

Offers small-business owners, vacation property owners, and other property managers an easy and inexpensive way to monitor a remote facility. When the system is connected to a standard telephone line, users can record custom "Alert Condition" notifications and receive alarm messages in their own voice. This system can set off a local alarm if a phone line is cut and control a thermostat to adjust site temperature between two set points. Nonvolatile memory retains system settings in the event of power loss. The status of each monitored condition is readily obtained at the unit's installation site or remotely by telephone. Up to four external sensors monitor temperature, humidity, water and more. No monthly fees.



**Temperature-sensing range of -20 to 150 degrees F.**

**SENSPGD-0400** Min. Buy 1ea





### Other Equipment

#### St George Company® Kasco Battery Powered Helmet Respirator

Personal respiratory protection used while spraying pesticides and herbicides, ideal for orchard and vineyard use. Can be used with Kasco suit. High quality, fiberglass, powered air-purifying helmet respirator provides NIOSH-approved protection against organic pesticides. The helmet features a flip-up, Lexan visor with a tough fiberglass shell and adjustable headband for sizes up to 7. Can be worn with beards and spectacles. The blower/fan unit and battery are worn on a belt around the waist. 12 volt power cord plugs into the tractors cigarette lighter socket for power to operate blower/fan unit and/or charge four hour battery. Helmet is pressurized by positive pressure with 8 CFM and is vented by one-way valves. System Includes: SP8 cigarette lighter power cord, helmet blower/fan unit, air hose, belt, battery, two ZA2/P3 filters and instructions.



**STG0313195**

Min. Buy 1ea

#### St George Company® Kasco Respirator Clear Visor

flip-up, Lexan visor with a tough fiberglass shell and adjustable headband for sizes up to 8. Can be worn with beards and spectacles. Clear visor for all K80S model (T-1 through T-9) Kasco helmets and Prof 88 Kasco helmets.



**For Use with K80S & PROF 88 Helmet Respirator**

**STG1903005**

Min. Buy 1ea

#### St George Company® Kasco ZA1/P3 Helmet Respirator Filter

Replacement filter for PROF 88 Kasco helmet system only.



**For Use with PROF 88 System Only**

**STG0601047**

Min. Buy 1ea



#### St George Company® Kasco ZA2/P3 Helmet Respirator Filter

Replacement filters for T1, T5 T8 & T9 Kasco helmets. Do not use with fumigants.



**For Use with T1,T5, T8 & T9 Systems Only**

**STG0601019**

Min. Buy 1ea



#### St George Company® Kasco Helmet Respirator Replacement Battery

Replacement battery for use with Kasco's T8 helmet. Battery can also be used with the T5 model as long as you use the adapter cable (not included).



**6V 6Ah, Input VDC**

**STG0309064**

Min. Buy 1ea



### Greenhouse Ventilation

#### J&D Mfg Destratification Fan

The JD360 is an effective destratification fan that mixes the heavy, cool, dense air that is sunk to ground level with the warm, light, thin air that lingers towards the top of your facility. This provides a comfortable and uniform healthy environment from the top of the peaks to the ground of your house. It's the perfect vertical, low-air-speed circulator and it's paired with J&D's impressive IP66 rated Gold Star Motor that is covered by a 3-year warranty. It's easy to install and maintenance free. Save money on your labor and your heating bill with the JD360. You'll like the price and the pallet quantity discount!



**18in**

**JDMJD360**

Min. Buy 1ea





## Greenhouse Lighting



### TotalGrow™ Mezzo Light Bar

The TotalGrow Mezzo generates an ideal light spectrum for diverse supplemental and sole source applications with a versatile output pattern, exceptional efficiency and profound total value in a pleasant work environment. This plug-and-play solution is simple to implement, low on upfront and ongoing costs and makes it possible to sustainably grow high quality plants year-round over a very long lifetime with minimal height requirements.



**80W / 200  $\mu$ mol/s Output / 100-277 Volts**  
**TG8B21325D012BA6** Min. Buy 1EA

### TotalGrow™ UVA Bar

The TotalGrow UVA Bar generates 385nm UVA light with exceptional efficiency and reliability in an ideal form factor for simple utilization. Standard grow lights emit little or no UVA radiation. UVA stimulates several plant photoreceptors that enhance hardiness, coloration, tastes, smells, density, and potency. Combine with sunlight and/or TotalGrow full spectrum lights for ideal growth!



**30W / 45  $\mu$ mol/s Output / 100-277 Volts**  
**TG3B821107BA805** Min. Buy 1EA



### TotalGrow™ Pure Flowering 200 Lamp

The most efficient and effective solution for simulating long days to control the timing of flowering. Perfect balance of red and far-red light output for night interruption/day length extension. No wasted light output in non-photoperiodic regions. Minimal power consumption and electrical infrastructure needs with simple installations.



**17W / 100-240V / Life hrs: 50,000 / Typical Coverage: 200sq ft**  
**TG1B-3A-1104-BA4** Min. Buy 1EA



### TotalGrow™ Pure Flowering Lamp Socketed Cord

Socket cord for the Installation of TotalGrow™ Pure Flowering 200 Lamps. Socket Base Size: E26. Voltage: 100-240V. Approximate Max Power: 600W. Cable Gauge: AWG16. Plug: Polarized NEMA 1-15P



**108ft / 9ft socket spacing / 12 sockets**  
**CS-108-108** Min. Buy 1ea  
**330ft / 15ft socket spacing / 22 sockets**  
**CS-180-330** Min. Buy 1EA



### TotalGrow™ Mult-HI Light Fixture

The TotalGrow Mult-HI features multiple high intensity light bars in a thin form factor to evenly distribute the ideal intensities of light over your grow area to match your growing goals. An exceptional, customizable, full light spectrum supports efficient, quality growth for any life stage and crop variety. This plug-and-play solution with built-in daisy-chaining is simple to implement with low upfront and ongoing costs for the sustainable production of high quality crops. Standard versions include 170-640W lights for light intensities of approx. 500-1000 PPFD in 2ft x 4ft – 4ft x 4ft areas. (Initial power cord sold separately)



**170 Watts / 450  $\mu$ mol/s Output / 100-277 Volts / 2 Bar / 2'x4'**  
**TG17B21326D160BF6** Min. Buy 1EA  
**170W / 450  $\mu$ mol/s Output / 100-277 Volts / 3 Bar / 2' x 4'**  
**TG17B21326D160BD6** Min. Buy 1EA  
**240 Watts / 640  $\mu$ mol/s Output / 100-277 Volts / 3 Bar / 2'x4'**  
**TG24B21326D160BD6** Min. Buy 1EA  
**320 Watts / 850  $\mu$ mol/s Output / 100-277 Volts / 4 Bar / 2'x4'**  
**TG32B21326D160BD6** Min. Buy 1EA  
**340 Watts / 840  $\mu$ mol/s Output / 100-277 Volts / 4 Bar / 4'x4'**  
**TG34B20324D160BE6** Min. Buy 1EA  
**480 Watts / 1180  $\mu$ mol/s Output / 100-277 Volts / 6 Bar / 4'x4'**  
**TG48B20326D160BE6** Min. Buy 1EA  
**640 Watts / 1700  $\mu$ mol/s Output / 100-277 Volts / 8 Bar / 4'x4'**  
**TG66B21326D160BE6** Min. Buy 1EA

### TotalGrow™ High Intensity Top Light Fixture

The TotalGrow HI-Top generates an ideal full light spectrum for diverse supplemental and sole source applications with a versatile output pattern, exceptional efficiency and profound total value in a pleasant work environment. This plug-and-play solution is simple to implement, low on upfront and ongoing costs and makes it possible to sustainably grow high quality plants year-round over a very long lifetime. 330 and 530W units replace up to 1000W HPS light fixtures.



**330 Watts / 880  $\mu$ mol/s Output / 100-277 Volts**  
**TG33B221326D160BA6** Min. Buy 1EA  
**530 Watts / 1410  $\mu$ mol/s Output / 100-277 Volts**  
**TG53B221326D160BA6** Min. Buy 1EA



**60in Power Cord with NEMA 5-15P Plug**  
**CP-N5-M19-60** Min. Buy 1EA



### TotalGrow™ Stratum Light

The TotalGrow Stratum is designed and refined to maximize yields, space and versatility while minimizing costs. The spectrum and size are ideal for low/no-sunlight growing in virtually any vertical farm, growth chamber, propagation system, tower garden and more. Exceptional efficiencies and light delivery potential, along with long, low maintenance lifespans provide long-term sustainability. Only 1.2in thick with a 5.1in width for maximum uniformity.



**40 Watts / 95  $\mu$ mol/s Output / 100-277 Volts**  
**TG4B3BA** Min. Buy 1EA  
**60 Watts / 135  $\mu$ mol/s Output / 100-277 Volts**  
**TG6B3BB** Min. Buy 1EA





### Display Carts

#### VRE Systems® Handi Cart with Solid Wheels

Engineered and designed for customer service and retail nursery garden center transportation and moving plants and product efficiently. Our carts are designed to hold a maximum number of plants for increased sales. Holds up to 13 flats (with removable shelf option). Push/pull handle on both ends.



**22in W x 48in L Top Deck, 22in W x 36in L Bottom Deck, 8in Solid Yellow Wheels, 500lb Capacity**

**VREHANDIS**

Min. Buy 1ea



#### VRE Systems® Carts

Engineered and designed for customer service and retail nursery garden center transportation and moving plants and product efficiently. Our carts are designed to hold a maximum number of plants for increased sales.

#### VRE Systems® Husky Cart with Flat Free Wheels

Heavy duty applications require customer service carts with extra strength and capacity. Our Husky Cart is designed to handle all of your heavy duty needs. The handle can be mounted on either end of the cart based on your preference. The Husky Cart is ready for the biggest tasks.



**22in W x 56in L, Two 10in Swivel & Two 16in Flat Free Wheels, 600lb Capacity**

**VREHUSKYFF**

Min. Buy 1ea



**JānorPot.**

**3D**  
**SYSTEMS**

From Summit Plastic Co.

**Direction  
Dimension  
Display**





## Other Equipment



### Wadsworth Seed®

A sophisticated new touchscreen climate control so intuitive it makes managing multiple zones a snap. Our most capable control to date.

- Highly intuitive – the easiest control you'll ever operate!
- Newest most responsive touchscreen technology
- Extensive information at a glance
  - Equipment Status lists current conditions
  - Why Code displays explanation for equipment status
- Easy navigation
- Modular design allows for easy expansion
- Remote access
- Precision control of your crop
- View equipment settings, overrides, lockout and setpoints from a single screen
- Manages fertigation using the H.E. Anderson J+ system

### Wadsworth Seed® 16

Seed 16 is identical to Wadsworth's popular Seed control, but made for small-scale needs.

- Functionality and intuitive graphic interface
- Design accommodates beginners and experts
- 16-outputs, enough to support standard greenhouse cooling, heating, HAF fans, pad pump, plus lighting and irrigation
- Configured to suit grower needs, multiple zones, single zone; your choice
- Flexible electrical panel built for custom equipment
- 16-inputs – enough to support temperature and humidity sensors, an exterior weather station and multipl other sensors, like soil moisture and CO2
- Advanced sensing options include dissolved oxygen (DO), tank electrical connectivity (EC), tank pH an differential pressure (Sensors require inputs)
- Expandable



### Wadsworth Driveshaft Coupling

Coupling to join two lengths of drive shaft.



**1 3/8in**

**WADSF0909**

Min. Buy 1ea

### WADS VC -2000/ILS 1-3/8in O.D. Shaft

Wadsworth's most powerful drive unit. It meets the challenge of long vent runs and heavy vents. With its quiet running, low current, high output motor, the VC-2000 keeps your utility bills low. It can lift 325 feet of 4 foot polycarbonate roof ridge vent with aluminum frame on rack and pinion.



**1.2 RPM**

**WADSM1190**

Min. Buy 1ea



**3.2RPM**

**WADSM1550**

Min. Buy 1ea





# Gutter Connect Greenhouse



Horticulture, Agriculture, Commercial, Retail,  
Schools and Institutions. WE DESIGN THEM ALL!

Ventilation options include:

- Side wall vents
- Gutter vents & raised gutter vents
- Rollup walls
- Forced air systems
- Vertical up or down
- Sliding vents

- Widths available to fit your needs
- Clear Span Series up to 48'
- Double or triple arch

Custom Opening Glass Wall



Higher Light Transmission



Fast and Easy to Assemble



FOR MORE INFORMATION:  
[sungrow@decloetgreenhouse.com](mailto:sungrow@decloetgreenhouse.com)

SINCE 1986

[WWW.DECLOETGREENHOUSE.COM](http://WWW.DECLOETGREENHOUSE.COM)

CALL US 1-519-582-3081

1-888-786-4769